

Service Parts List

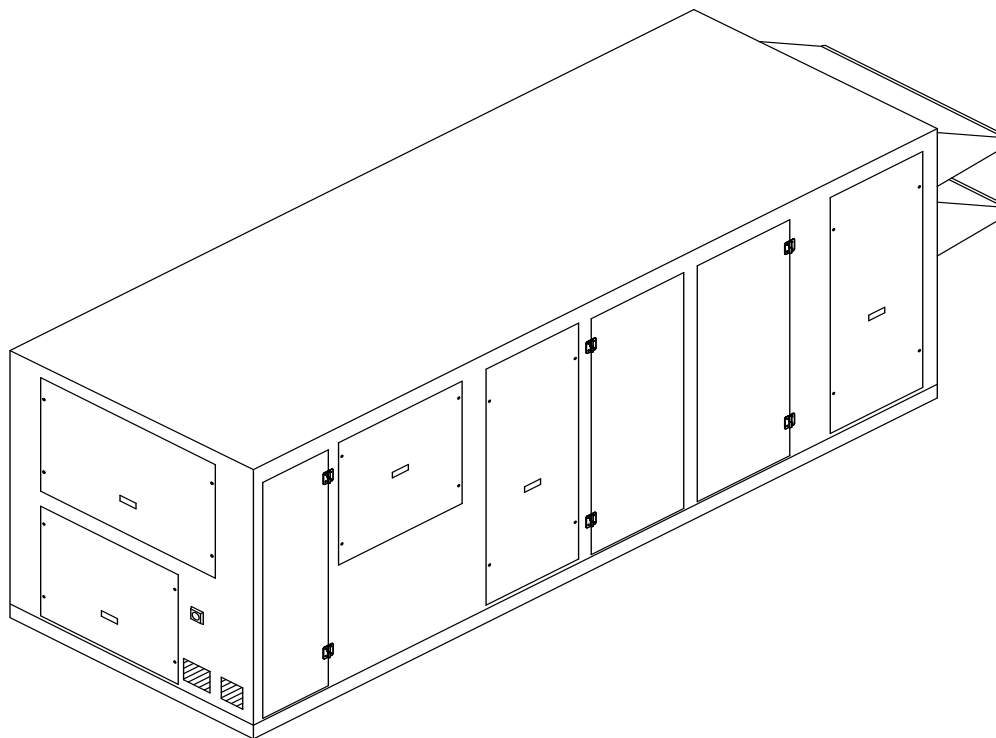
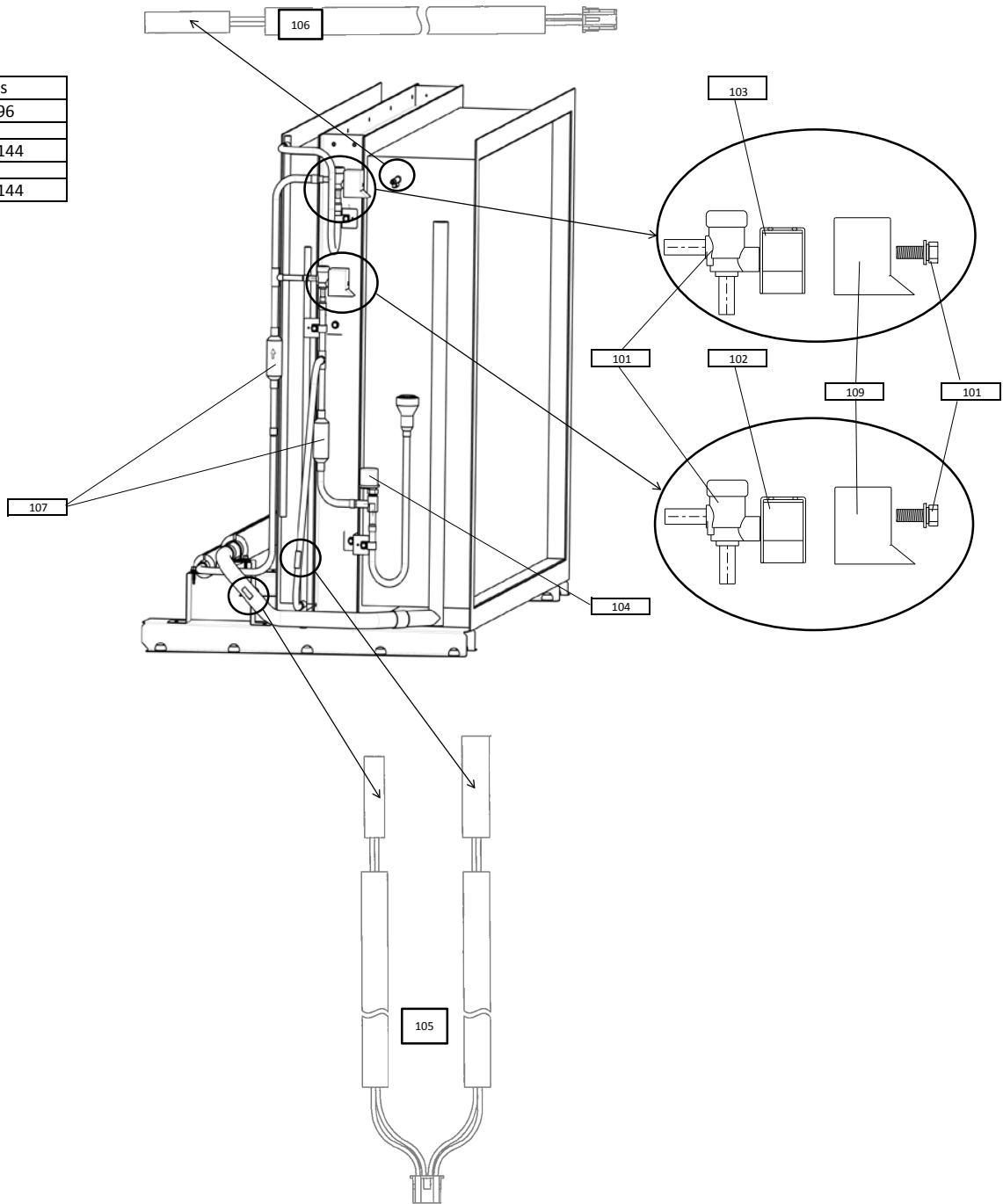


Table of Contents

Piping Image MPF-1**-**-96	2
Piping Image MPF-1**-**-144	2
Piping Image MPF-2**-**-144	2
Piping Image MPF-2**-**-192	3
Piping Image MPF-2**-**-240	3
Interface Module and Piping Parts	4

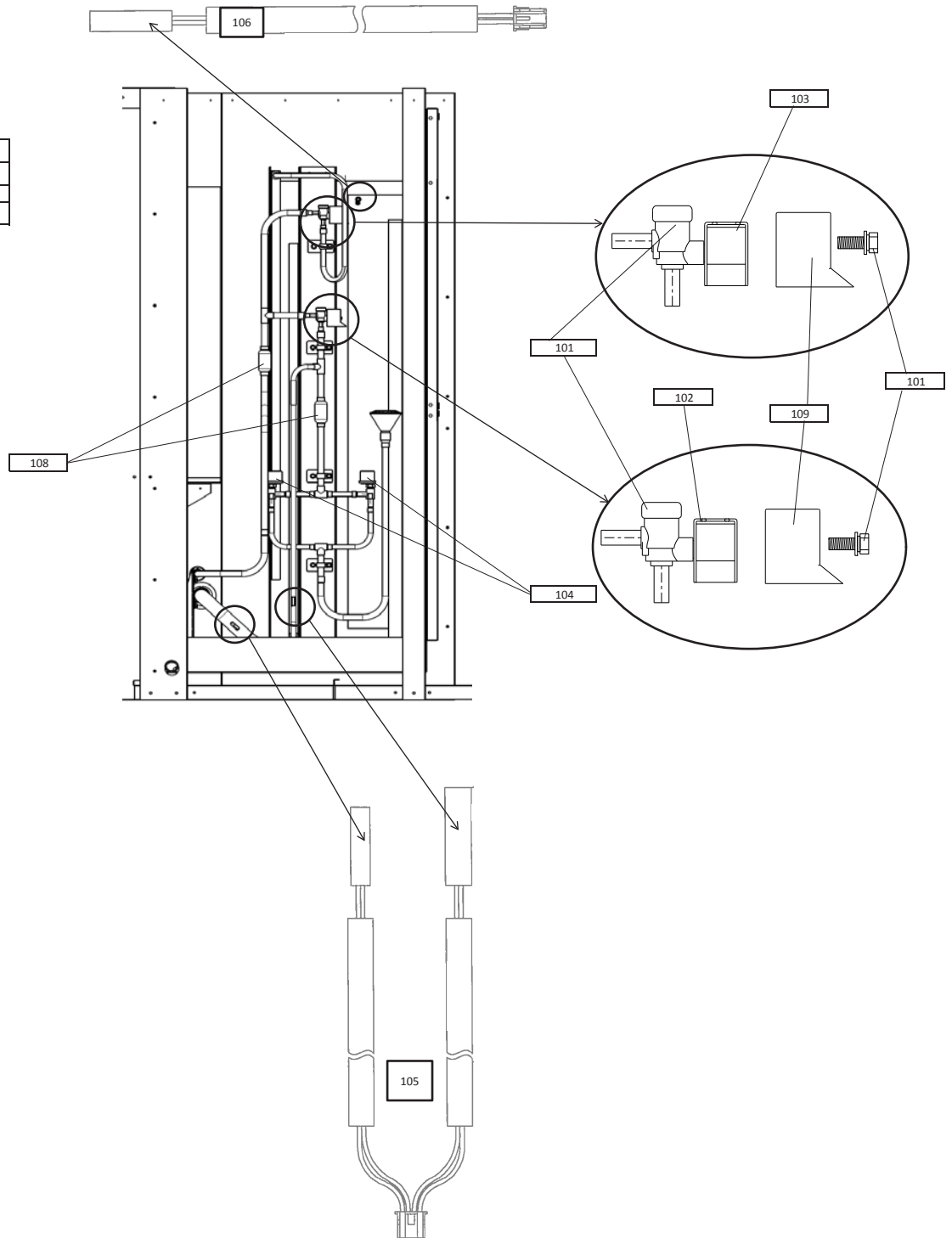
Piping Image - MPF-1, 2

Models
MPF-1-**-**-96
MPF-1-**-**-144
MPF-2-**-**-144

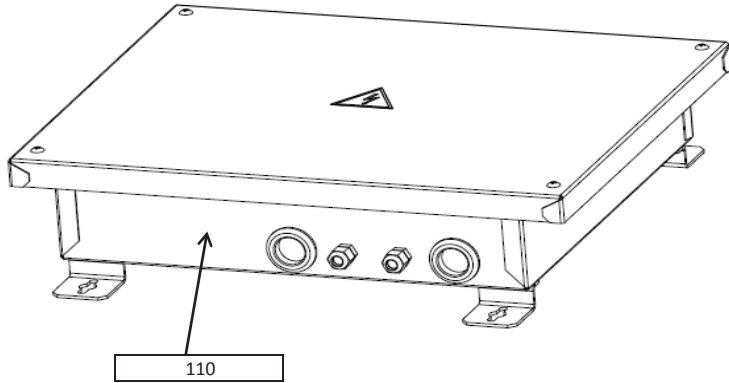


Piping Image - MPF-2

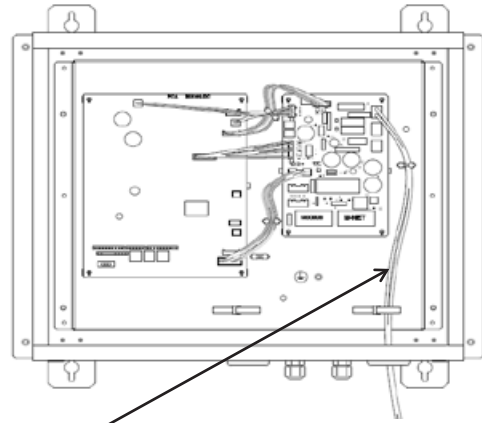
Models
MPF-2-***-192
MPF-2-***-240



Interface Module and Piping Parts



110



111

No.	Part No.	Part Name	MPP-1-**-**-96	MPP-1-**-**-144	MPP-2-**-**-144	MPP-2-**-**-192	MPP-2-**-**-240	Dwg. No.	Notes	Revision info.
101	PA00C509G03	Solenoid Valve Body	2	2	2	2	2	PA00C509G03	Normally closed - VPV-803DU50	
102	PA00C509G02	Solenoid Valve Coil	1	1	1	1	1	PA00C509G02	<SV10> W/White Connection 230 Volt	
103	PA00C509G01	Solenoid Valve Coil	1	1	1	1	1	PA00C509G01	<SV11> W/Blue Connection 230 Volt	
104	PA50C418H01	Linear Expansion Valve	1	1	1	2	2	PA50C418H01	<LEV3a, LEV3b> 3500mm	
105	PA71C417H01	Thermistor	1	1	1	1	1	PA71C417H01	Dual Thermistors with one connection<TH23, TH25>3400mm(6mm and 8mm Ø)	
106	PA71C417H02	Thermistor	1	1	1	1	1	PA71C417H02	<TH 22> 2700mm (6mm Ø)	
107	PA00C509G05	Strainer 12.7	2	2	2			PA00C509G05	<1/2">	
108	PA00C509G06	Strainer 15.8				2	2	PA00C509G06	<5/8">	
109	PA00C509G04	Solenoid Coil Cover	2	2	2	2	2	KD25R846H01	Plastic Cover	
110	PAC-M200-A	Control Box	1	1	1	1	1	PA00C341B01	Interface Module	
111	PA78C412G01	Lead Wire	1	1	1	1	1	PA78C412G01	650mm	