




### Photo



### Descriptions

- High Efficiency Filter is part that remove dust in air.  
Dust collection efficiency:70% (Weighing method)
- It is the best for the air-conditioning of the stove where a lot of going of the person in and out exists.

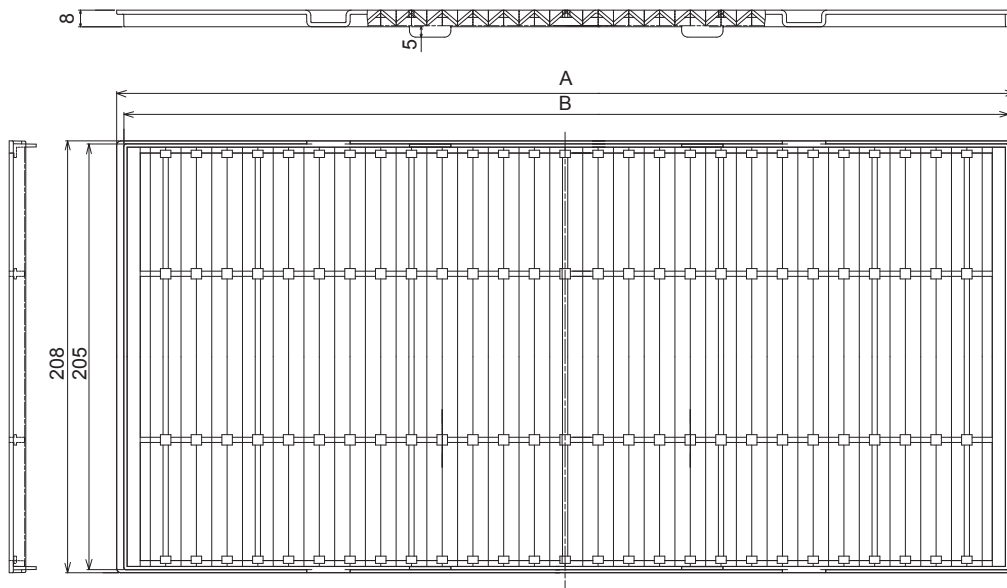
### Applicable Models and Specifications

Model	PAC-SH90KF-E	
Dust collection efficiency	70% (weighing method)	
Filter material	PP fiber (antibacterial + mildew-proof), honeycomb weave (Identification: gray yarn woven)	
Maintenance	Approx. 2,500 hours (varies with operating conditions)	
Parts composition	Filter (large)	2
	Filter (small)	—
Applicable models	PCA-A36-42KA	

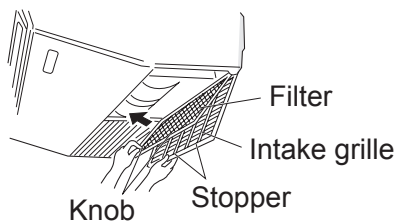
### Dimensions

Unit : mm

	A	B
Small	432	425
Large	752	745



### How to Use / How to Install



- 1 Open the intake grille.
- 2 Hold the knob on the filter then pull the filter up in the direction of an arrow. To replace the high efficiency filter, be sure to insert the filter far enough until it fits into the stopper.

OPTIONAL PARTS