

Job Name: _____ Location: _____
Purchaser: _____
Engineer: _____
Submitted To: _____ For: Reference Approval Construction
Submitted By: _____ Date: _____
Unit Designation: Schedule No. _____ Model No.: _____

CITYMULTI Outdoor Unit

Submission Data: PUMY-125VM  **MITSUBISHI ELECTRIC**

S-Series heat pump

Capacities

Cooling49600 BTU
Heating55600 BTU

Outdoor Design Temp 35°C (cool) / 7°C (heat) DB
Indoor Design Cooling 27/19.5 DB/WB
Indoor Design Heating 21 DB

Outdoor Unit:

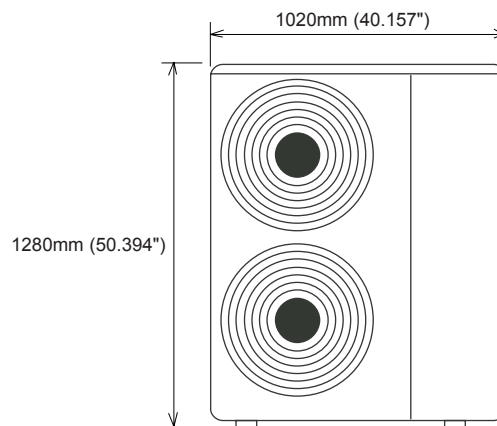

Power Supply208-230/1/60
Max. Fuse Size.....60 Amps
Min. Ampacity44 Amps
Weight286 Lbs.
SounddB(A) 54

Refrigerant Piping:

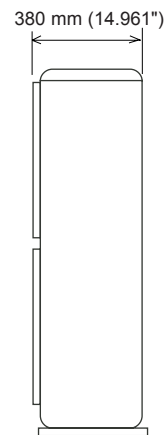
Liquid (OD)3/8" In.
Gas (OD)3/4" In.

Standard Features:

- * One year parts warranty 6 year on compressor
- * Auto restart following a power outage
- * Advanced Microprocessor controls
- * Vairable Refrigerant Flow
- * Quiet operation
- * Self Diagnostics
- * Linear electronic expansion valve
- * Capacity Control 8% to 108%
- * Network Control.
- * Advanced oil return system
- * Long pipe runs up to 100m
- * Connectable indoor unit Capacity 50 - 130%



FRONT VEIW



SIDE VEIW

Notes: