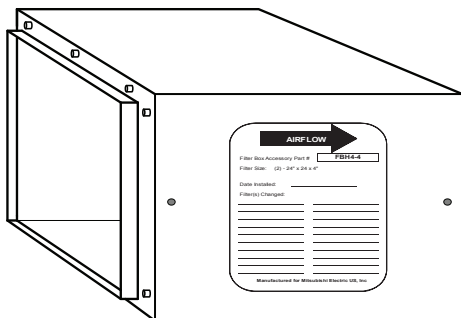


Job Name:

Schedule Reference:

Date:



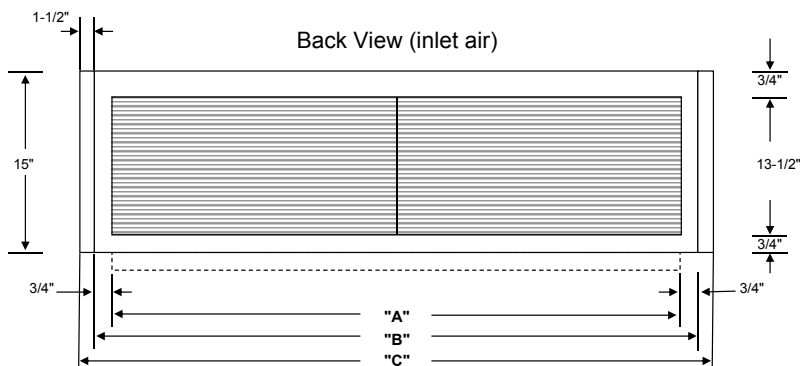
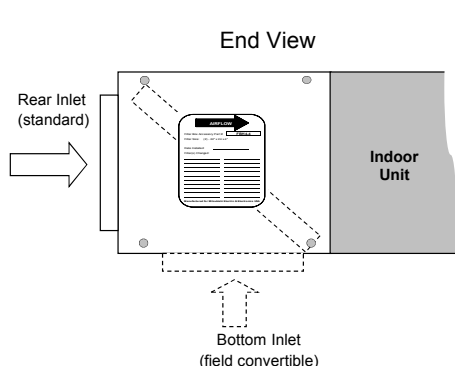
PRODUCT OVERVIEW

**Meets LEED
requirement
of MERV 13**

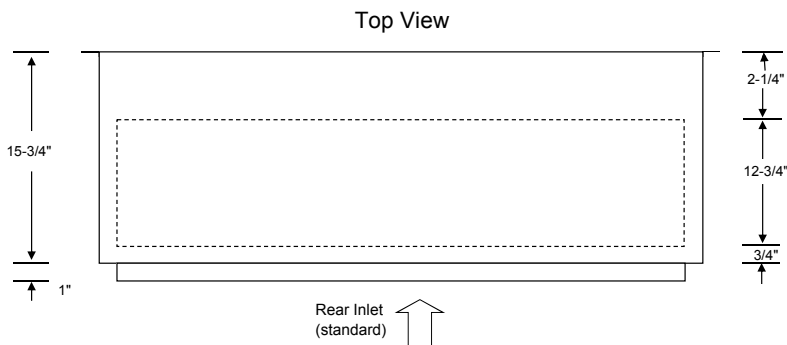
- All filter boxes include 2" thick pleated MERV 13 filter(s) installed
 - Rated MERV 13 when tested in accordance with ANSI/ASHRAE 52.2 Standard
 - Rated Class 2 under U.L. Standard 900
- Cabinet is constructed of non-insulated 20 gauge G-60 galvanized steel
- Knurled thumb screws on access door allow easy filter replacement
- Foam gasket provides air-tight connection to indoor unit and access door
- Gasket material complies with UL 723 requirements
- Screw-through cabinet design for secure attachment to indoor unit
- Return connection in rear easily field converted to bottom
- Filter access door includes area to record maintenance schedule

Part Number	Used on CITY MULTI Models	Filters Included	Net Weight (lbs.)
FBH2-1	PEFY-P15, P18, P24-NMHU-E2	(1) - 20" x 24" x 2"	14
FBH2-2	PEFY-P27, P30-NMHU-E2	(1) - 20" x 16" x 2" (1) - 20" x 20" x 2"	24
FBH2-3	PEFY-P36, P48 P54-NMHU-E2	(2) - 20" x 20" x 2"	27

FBH DIMENSIONS



Model	"A"	"B"	"C"
FBH2-1	22-1/4"	23-3/4"	26-3/4"
FBH2-2	33-1/2"	35"	38"
FBH2-3	40"	41-1/2"	44-1/2"



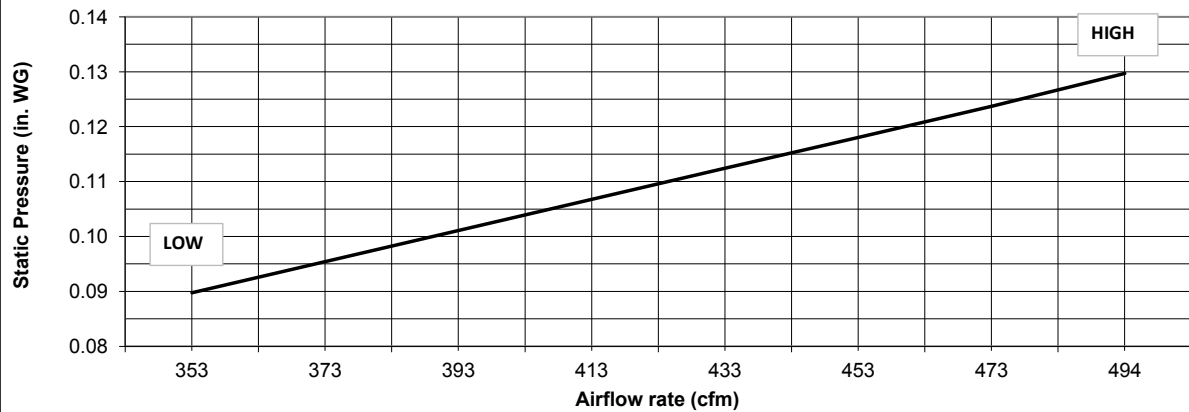
- Mitsubishi Electric Sales Canada Inc. (MESCA) supports the use of only MESCA supplied and approved components and accessories for proper functioning of the unit(s). Use of non - MESCA supported components and accessories will affect warranty coverage.
- Should any person change this document in any manner whatsoever without MESCA's written permission, the document shall be of no force and effect and any change shall be deemed to be a representation and warranty made by that person and not MESCA. That person, and not MESCA, shall assume full responsibility for the consequences of such changes. MESCA assumes no responsibility for any consequences in such cases.

Notes:

Specifications are subject to change without notice.

Initial Filter Pressure Drop with 2" MERV 13 Filter(s) Installed

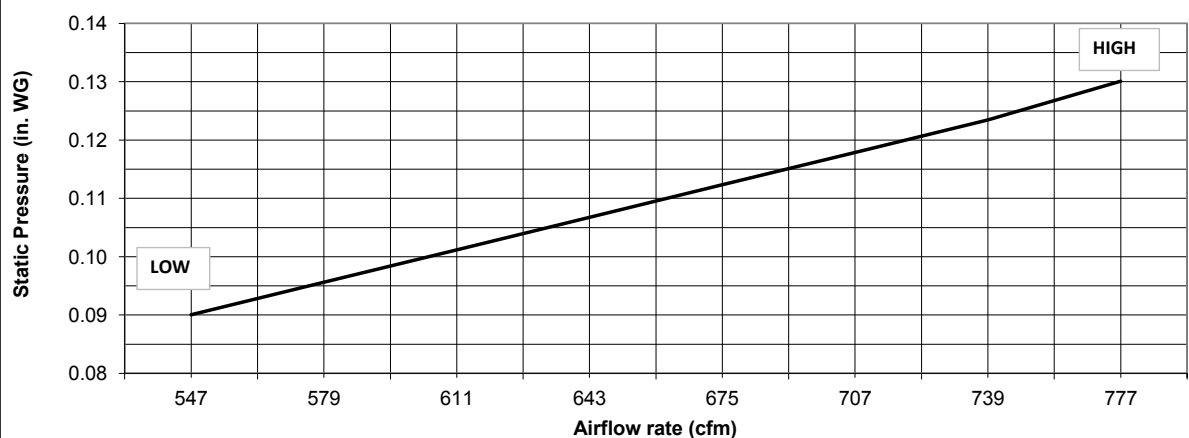
Indoor Unit PEFY-P15-18NMHU-E2



Indoor Unit PEFY-P24NMHU-E2

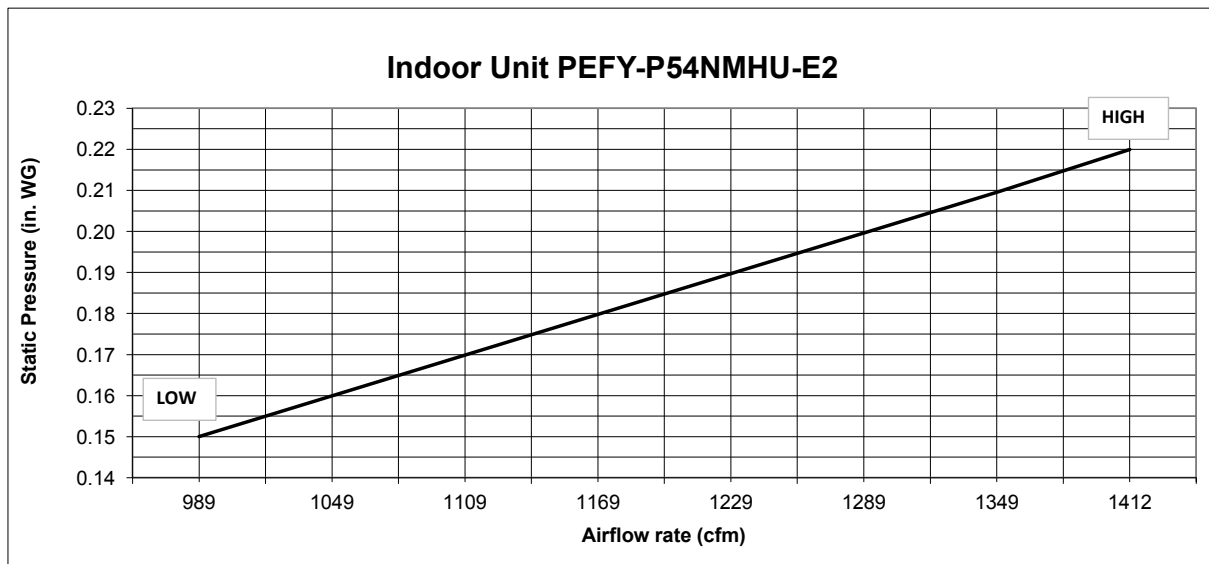
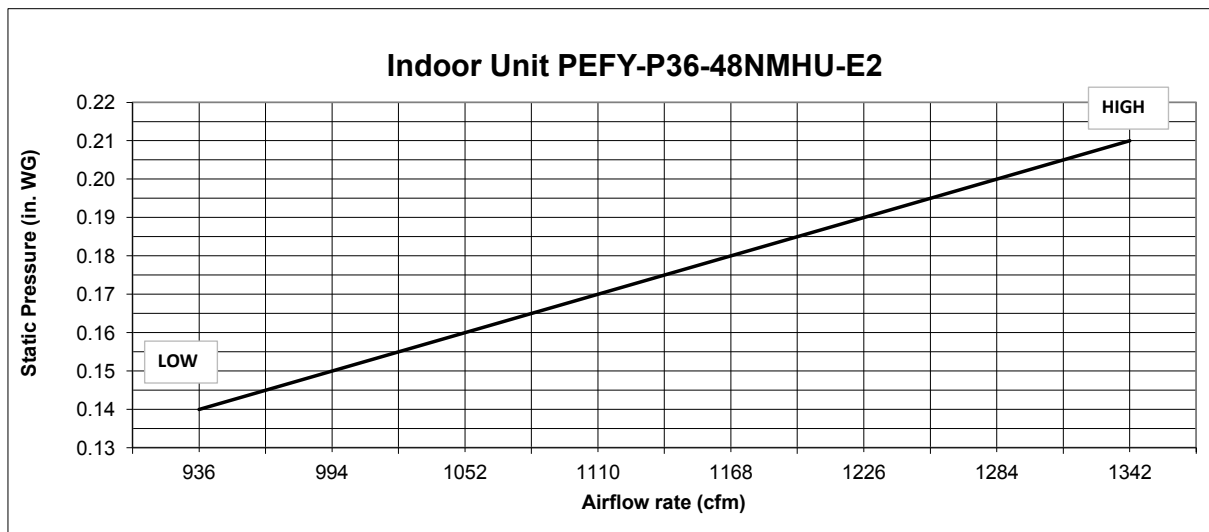
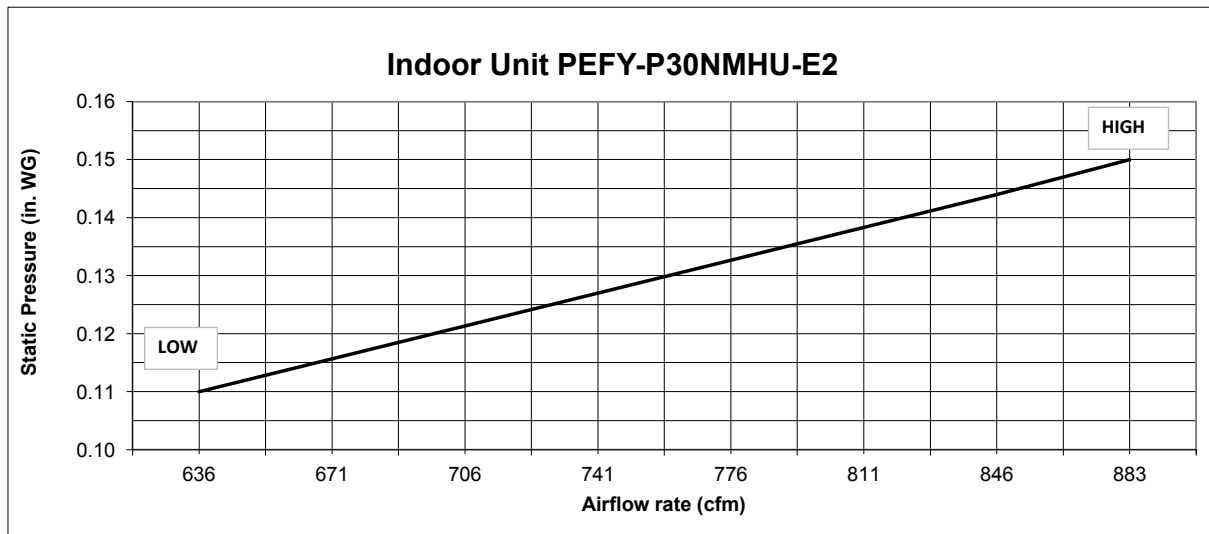


Indoor Unit PEFY-P27NMHU-E2



Should this document be altered or changed without MESCA's permission, it becomes null and void. MESCA assumes no responsibility for any consequences in such cases.

Initial Filter Pressure Drop with 2" MERV 13 Filter(s) Installed, contd.



Should this document be altered or changed without MESCA's permission, it becomes null and void. MESCA assumes no responsibility for any consequences in such cases.