



Heating and Cooling

Job Name: _____ Engineer: _____
 Purchaser: _____
 Location: _____
 Submitted To: _____ For: Reference Approval Construction
 Submitted By: _____
 Unit Designation: _____ Schedule No. _____

SUBMITTAL DATA: MSZ-FH15NA / MUZ-FH15NA or MUZ-FH15NAH

Capacities:

Cooling Rated (Max. - Min) Btu / hr	15,000 (19,000 - 6450)
Cooling Rated Power (Max. - Min) Watts	1,200 (2,200 - 410)
SEER (SEER2) / EER (EER2)	22 (21.5) / 12.5 (12.5)
Sensible Heat Ratio	0.700
Moisture Removal Pints/hr.....	4.0
Heating @47F :Rated (Max.- Min.) Btu / hr	18,000 (24,000 – 5,140)
Heating @47F :Rated Power (Max. - Min) Watts	1,300 (3,360 - 430)
Heating @17F :Rated (Max.) Btu / hr	11,000 (18,000)
Heating @17F :Power (Max. Power) Watts.....	1,020 (2,480)
HSPF IV NA (NAH) [HSPF2] / COP @ 47F.....	12 (11) [9.9] / 4.06
Heating @5F :Rated (Max.) Btu / hr	18,000

Indoor Unit Specification:

Power Supply *1.....	208/230Vac 1Φ 60Hz
MCA.....	1A
Weight.....	29 lbs (13.15 Kg)
Sound (quiet-L-M-H super H)	cooling 27-31-35-39-44 dB(A)
Sound (quiet-L-M-H-super H)	heating 25-29-34-39-46 dB(A)
Airflow (quiet-L-M-H super H)	Dry CFM 225-262-304-355-411
Airflow (quiet-L-M-H super H)	Wet CFM 194-225-261-305-354
Airflow (quiet-L-M-H super H)	Heat Dry CFM 201-254-317-394-497
Moisture removal	4.0 pt./h

Refrigerant Piping:

Liquid	1/4" (6.35mm)
Gas	1/2" (12.70mm)
Connection method.....	flared
Condensate drain connection OD	5/8 (15.88)

Operating Range		
Mode	Indoor Intake Air Temp.	Outdoor Intake Air Temp.
Cooling	Max. 90°F/32°C D.B. 73°F/23°C W.B.	115°F/46°C D.B.
	Min. 67°F/19°C D.B. 57°F/14°C W.B.	14°F/-10°C D.B.
Heating	Max. 80°F/27°C D.B. 67°F/19°C W.B.	75°F/24°C D.B. 65°F/18°C W.B.
	Min. 70°F/21°C D.B. 60°F/15°C W.B.	-13°F/-25°C D.B. -14°F/-22.5°C W.B.

Controller Options :

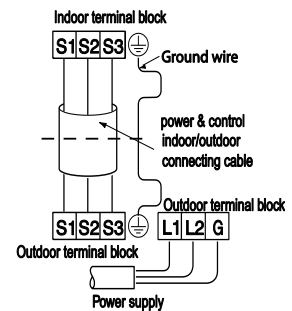
- Wireless Wall-mounted Remote Controller Kit (MHK1)*
- Portable Central Controller (MCCH1)*
- Outdoor Air Sensor (MOS1)*
- Wired Wall-mounted Controller PAR-31MAA (requires MAC-333IF)*
- Simple MA Remote Controller PAC-YT53CRAU (requires MAC-333IF)*
- Remote ON/OFF (Remote error/operation display) (with MAC-333IF interface)
- Auxiliary HEAT output signal on CN24 requires optional cable MAC-1710RA-U

*See Submittal for information on each option.

Above capacity based on AHRI 210/240-2008 test condition
 Specification subject to change without notice



Indoor - Outdoor Power Connection



Electrical Wiring:*1 Indoor unit Power is supplied by the outdoor unit on terminals S1, S2 Main Input power on terminal L1 and L2

Standard Features:

- Highly energy-efficient system with quiet operation
- Energy Star rated
- "Powerful Mode" function permits system to temporarily run at a lower/higher temperature with an increased fan speed, which quickly brings the room to the optimum comfort level
- Pre-charged Refrigerant (up to 25ft. / 7.6M of piping one way)
- 5 year parts, 7 years compressor warranty
- Base Heater (MAC-642BH-U) included in MUZ-FH15NAH
- Easy maintenance with self-diagnostic feature
- Nano Platinum air purifying filter
- Variable compressor speed inverter technology
- Low ambient cooling (14°F/-10°C)
- Auto change-over between heating and cooling modes.
- Low ambient heating cut-out / restart temp. (-18°F/-27°C) (-14°F/-25°C)
- COP at 5°F / 1.8

Should this document be altered or changed without MESCA's permission, it becomes null and void. MESCA assumes no responsibility for any consequences in such cases.

SUBMITTAL DATA: MSZ-FH15NA / MUZ-FH15NA(H)

*All electrical work shall comply with National (CEC) and local codes and regulations.

Outdoor Unit Specification:

Power Supply*1.....	208/230Vac 1Φ 60Hz
MCA...(*).....	16A
Breaker size.....	20A
Weight.....	124lbs (56Kg)
Sound (cooling).....	.51 dB(A)
Sound (Heating).....	.55 dB(A)

Refrigerant Piping:

Liquid.....	1/4" (6.35mm)
Gas.....	1/2" (12.70mm)
Max. height difference.....	50ft. (15.2m)
Max. length.....	100ft. (30.5m)
Connection Method.....	flared

Optional Controls:

- MAC-333IF-E (M-Net control or BMS control through LonWorks or BacNet)
- PAR-21MAA (Wired remote controller)
- MAC-333IF-E (Remote ON/OFF)
- MAC-397IF-E (Remote error/operation display)



- Windscreens (ME-FR-24)

Note: Mitsubishi Electric (MESCA) supports the use of only MESCA supplied and approved Snow Guard / Wind Deflectors / Windscreens and accessories for proper functioning of the unit(s). Use of non-MESCA supported Snow Guard / Wind Deflectors / Windscreens and accessories will affect warranty coverage.

Should this document be altered or changed without MESCA's permission, it becomes null and void. MESCA assumes no responsibility for any consequences in such cases.

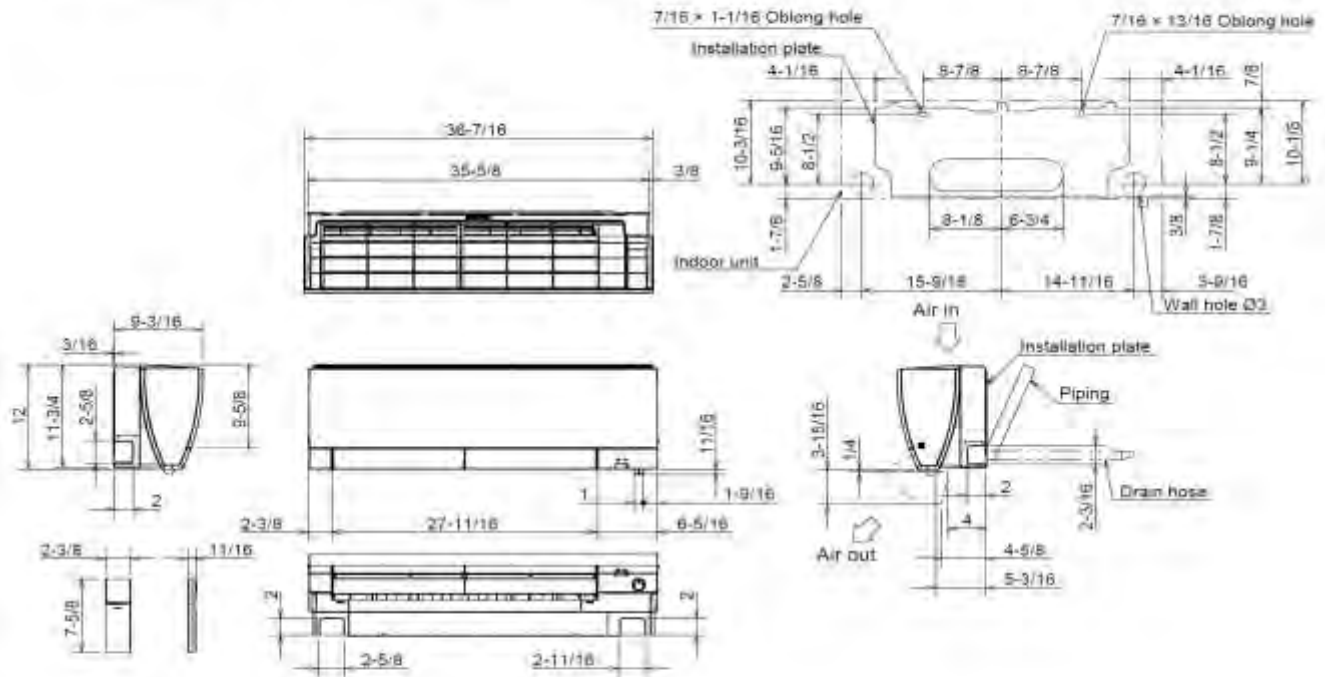
Specification subject to change without notice

Notes:

OUTLINES and DIMENSIONS

MSZ-FH09NA MSZ-FH12NA MSZ-FH15NA

Unit: inch



(MSZ-FH09/12NA)

Piping	Insulation	Ø1-7/16 O.D.
	Liquid line	Ø1.4 15-3/8 (Flared connection Ø1.4)
	Gas line	Ø3.8 13-3/8 (Flared connection Ø2.8)
	Drain hose	Insulation Ø1-1/8 Connected part Ø5/8 O.D.

(MSZ-FH15NA)

Piping	Insulation	Ø1-7/16 O.D.
	Liquid line	Ø1.4 15-3/8 (Flared connection Ø1.4)
	Gas line	Ø3.8 13-3/8 (Flared connection Ø1.2)
	Drain hose	Insulation Ø1-1/8 Connected part Ø5/8 O.D.

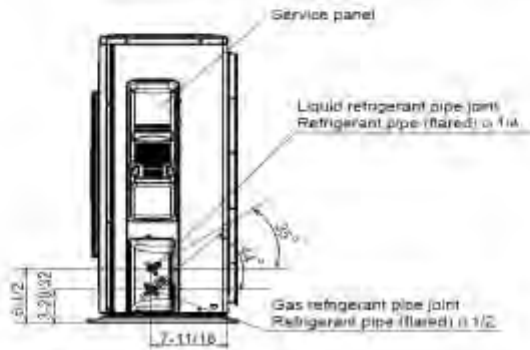
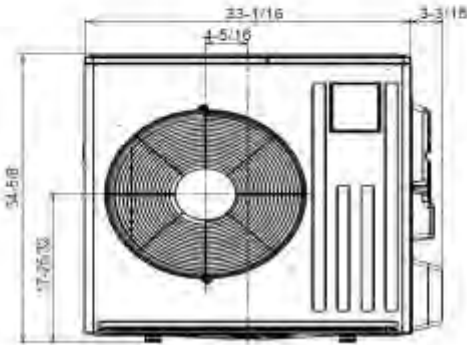
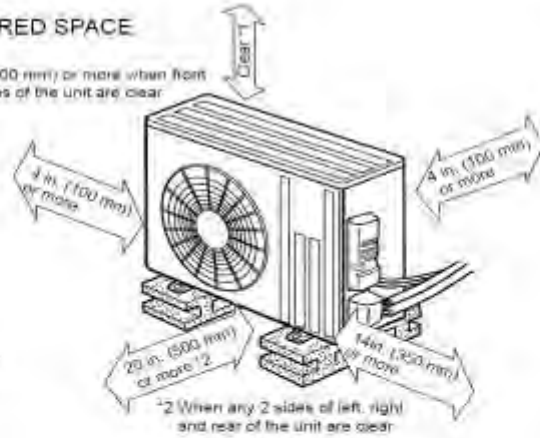
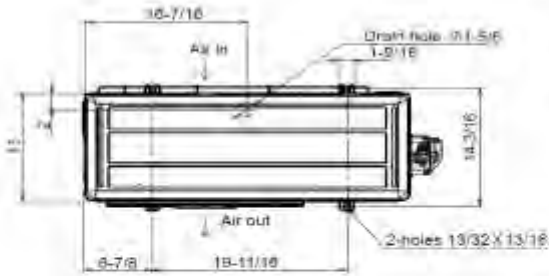
Should this document be altered or changed without MESCA's permission, it becomes null and void. MESCA assumes no responsibility for any consequences in such cases.

MUZ-FH15NA MUZ-FH15NAH

Unit: inch

REQUIRED SPACE

*1 20 in. (500 mm) or more when front and sides of the unit are clear



NOTE: Mount unit 12 inches above local snow height



Should this document be altered or changed without MESCA's permission, it becomes null and void. MESCA assumes no responsibility for any consequences in such cases.