

SUBMITTAL DATA: MSZ-GL24NA-U1 & MUZ-GL24NAH-U1
24,000 BTU/H WALL-MOUNTED HEAT PUMP SYSTEM

Job Name:	Location:	Date:
Purchaser:	Engineer:	
Submitted to:	For <input type="checkbox"/> Reference <input type="checkbox"/> Approval <input type="checkbox"/> Construction	
System Designation:	Schedule No.:	



Indoor Unit: MSZ-GL24NA-U1



Wireless Remote Controller



Outdoor Unit: MUZ-GL24NAH-U1

ACCESSORIES:

Indoor Unit

Anti-Allergy Enzyme Filter (MAC-2310FT-E)

Outdoor Unit

Windscreens (ME-FR-24)

Controls

Wireless Controller (MHK2)

Wired Remote Controller PAR-40MAA (Requires MAC-334IF-E)

Thermostat Interface (PAC-US444CN-1)

SPECIFICATIONS:

Rated Conditions (Capacity / Input)		
Cooling ¹	Btu/h / W	22,400 / 1,800
Heating at 47° F ²	Btu/h / W	27,600 / 2,340

Capacity Range		Minimum	Maximum
Cooling ¹	Btu/h	8,200	31,400
Heating at 47° F ²	Btu/h	7,500	36,900
Heating at 17° F ³	Btu/h	-	24,600
Heating at 5° F ⁴	Btu/h	-	21,160

¹ Cooling | Indoor: 80° F (27° C) DB / 67° F (19° C) WB; Outdoor: 95° F (35° C) DB / 75° F (24° C) WB
² Heating at 47° F | Indoor: 70° F (21° C) DB / 60° F (16° C) WB; Outdoor: 47° F (8° C) DB / 43° F (6° C) WB
³ Heating at 17° F | Indoor: 70° F (21° C) DB / 60° F (16° C) WB; Outdoor: 17° F (-8° C) DB / 15° F (-9° C) WB
⁴ Heating at 5° F | Indoor: 70° F (21° C) DB / 60° F (16° C) WB; Outdoor: 5° F (-15° C) DB / 5° F (-15° C) WB
⁵ Rating Conditions per AHRI Standard.

Operating Conditions (Indoor Intake Air Temp.) (Max./ Min.)	
Cooling ²	90° F (32° C) DB / 67° F (19° C) DB
Heating	80° F (27° C) DB / 70° F (21° C) DB

Operating Conditions (Outdoor Intake Air Temp.) (Max./ Min.)	
Cooling ⁵	115 F (46° C) DB / 14° F (-10° C) DB
Heating	75° F (24° C) DB / -4° F (-20° C) DB

⁵ Applications should be restricted to comfort cooling only; equipment cooling applications are not recommended for low ambient temperature conditions.

AHRI Efficiency Ratings	
SEER (SEER2) / HSPF (HSPF2) / EER (EER2)	20.5 (20.4) / 10.0 (9.4) / 12.5 (TBD)
COP at 47° F / 17° F / 5° F	3.46 / 2.65 / 1.9

Energy Star®	Yes
---------------------	-----

ENERGY STAR products are third-party certified by an EPA-recognized Certification Body.

Electrical Power Requirements	208 / 230V, 1-Phase, 60 Hz	
-------------------------------	----------------------------	--

Minimum Circuit Ampacity (MCA) *

Indoor / Outdoor (RBS)	A	1 / 17.1 (20A - Recommended Breaker Size)
------------------------	---	---

*All electrical work shall comply with National (CEC) and local codes and regulations.

Indoor Unit		
Blower Motor (ECM)	F.L.A.	0.76
Blower Motor Output	W	55
SHF / Moisture Removal		0.75 / 5.1 pt./h
Field Drainpipe Size O.D.	In.(mm)	5/8 (15)

Outdoor Unit		
Compressor		DC INVERTER-driven Twin Rotary
Fan Motor (ECM)	F.L.A.	0.93

Airflow Rate (Quiet - Lo - Med - Hi - Super Hi)			
Indoor (Cooling)	DRY	CFM	388-469-544-628-738
	WET		347-420-487-562-661
Indoor (Heating)	DRY		388-469-544-628-738
			1769 / 1701

Sound Pressure Level (Quiet - Lo - Med - Hi - Super Hi)			
Indoor	Cooling	dB(A)	34-41-45-49-53
	Heating		32-41-45-49-52
Outdoor	Cooling		55
	Heating		55

External Dimensions		
Indoor (H x W x D)	In.(mm)	12-13/16 x 43-5/16 x 9-3/8 (325 x 1,100 x 238)
Outdoor (H x W x D)		34-5/8 x 33-1/16 x 13 (880 x 840 x 330)

Net Weight		
Indoor	Lbs.(kg)	37 (17)
Outdoor		119 (54)

External Finish	
Indoor	Munsell 1.0Y 9.2 / 0.2
Outdoor	Munsell No. 3Y 7.8 / 1.1

Refrigerant	R410A; 4 lb. 3 oz.
-------------	--------------------

Refrigerant Piping (Flared)		
Liquid (High Pressure)	In.(mm)	3/8 (9.52)
Gas (Low Pressure)		5/8 (15.88)
Max. Total Refrigerant Pipe Length (Height Diff.)	Ft. (m)	50 (15)
Max. Total Refrigerant Pipe Length (Length.)		100 (30)

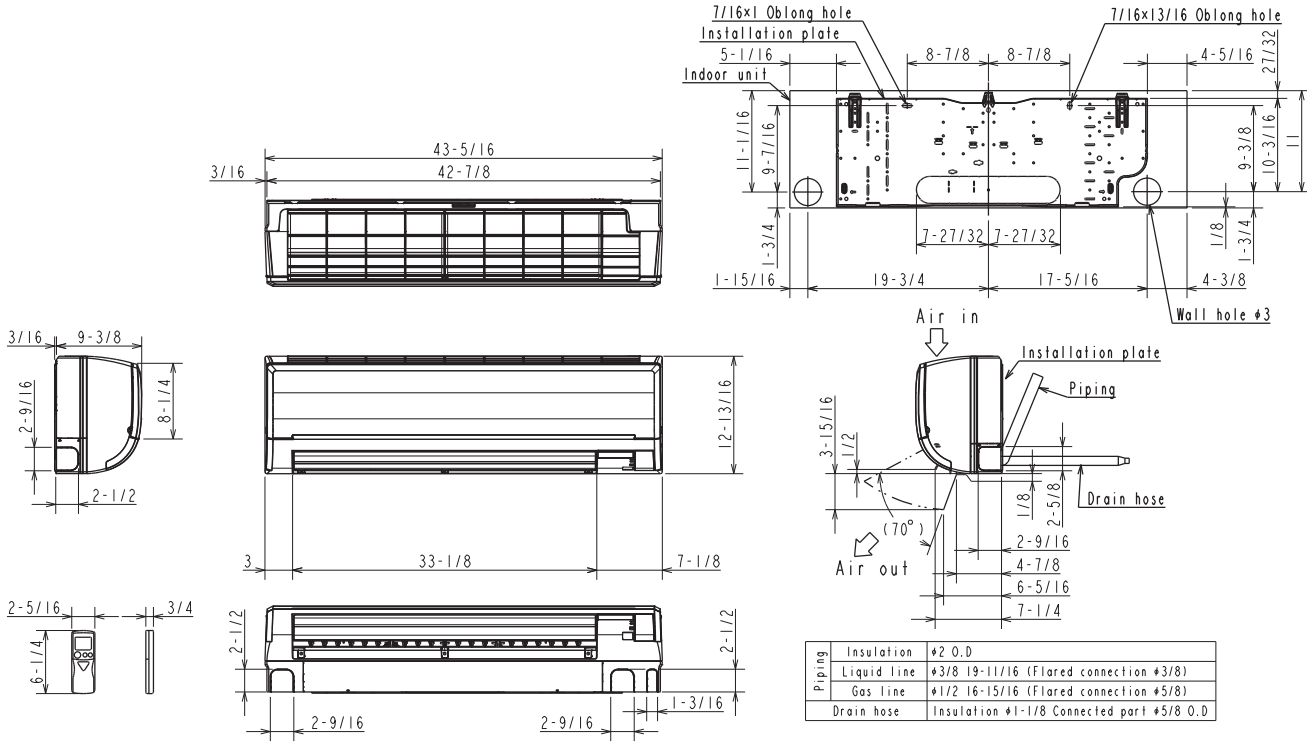
Should this document be altered or changed without MESCA's permission, it becomes null and void. MESCA assumes no responsibility for any consequences in such cases.

Specifications are subject to change without notice

DIMENSIONS: MSZ-GL24NA-U1 & MUZ-GL24NAH-U1

MSZ-GL24NA-U1

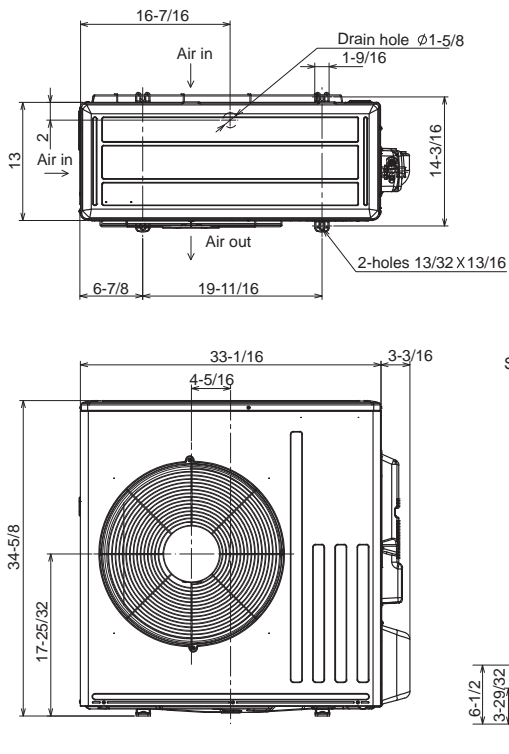
Unit: in. (mm)



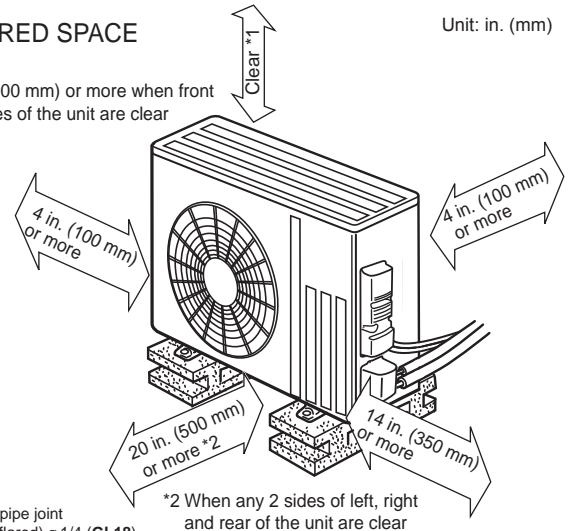
MUZ-GL24NAH-U1

REQUIRED SPACE

Unit: in. (mm)




*1 20 in. (500 mm) or more when front and sides of the unit are clear



*2 When any 2 sides of left, right and rear of the unit are clear

Liquid refrigerant pipe joint
Refrigerant pipe (flared) ø 1/4 (GL18)
Refrigerant pipe (flared) ø 3/8 (GL24)

Gas refrigerant pipe joint
Refrigerant pipe (flared) ø 1/2 (GL18)
Refrigerant pipe (flared) ø 5/8 (GL24)



Should this document be altered or changed without MESCA's permission, it becomes null and void. MESCA assumes no responsibility for any consequences in such cases.