

Submission Data: MSZ-GS09NA-U1 & MUZ-GS09NAHZ-U1

9,000 BTU/H Wall-Mounted Cold Climate Heat Pump System

Job Name:	Location:
Purchaser:	Submitted By:
Submitted To:	Reference: Approval: Construction:
Engineer:	Date: Application:



Images provided for reference purposes only

Performance:

	Rated Capacity	Btu/h	9,000
Cooling at 95°F ¹	Capacity Range	Btu/h	3,600 - 12,200
	Rated Power Input	W	585
	Power Input Range	W	240 - 1,050
	Moisture Removal	pints/h	0.4
	Sensible Heat Factor		0.90
Heating at 47°F ²	Rated Capacity	Btu/h	9,600
	Capacity Range	Btu/h	4,500 - 15,900
	Rated Power Input	W	580
	Power Input Range	W	230 - 1,750
Heating at 17°F ³	Maximum Capacity	Btu/h	11,500
	Rated Capacity	Btu/h	5,700
	Capacity Range	Btu/h	2,090 - 11,500
	Maximum Power Input	W	1,410
	Rated Power Input	W	650
	Power Input Range	W	260 - 1,410
Heating at 5°F ⁴	Maximum Capacity	Btu/h	9,600
	Maximum Power Input	W	1,400
Heating at -4°F ⁵ / -13°F	Maximum Capacity	Btu/h	8,180 / 6,760

Efficiency:

SEER ²	28.40
EER ²	15.40
HSPF ² (IV) (V)	9.60 / 7.40
COP at 47°F ²	4.85
COP at 17°F ³	2.39
COP at 5°F ⁴ / -13°F	2.01 / 1.65

Outdoor Operating Temperature Range:

Cooling Operation Air Temp (Maximum / Minimum)* (Comfort cooling only applications)	°F (°C)	* 115 to 14 (46 to -10)
Cooling Operation Thermal Lock-out / Re-start Temperatures	°F (°C)	-4 / 0 (-20 / -18)
Heating Operation Air Temp (Maximum / Minimum)	°F (°C)	75 to -13 (24 to -25)
Heating Operation Thermal Lock-out / Re-start Temperatures	°F (°C)	-22 / -14 (-25 / -30)

AHRI Rated Conditions (Rated data is determined at a fixed compressor speed) (* Windscreens required for cooling operations below 23°F (-5°C))

- ¹Cooling (Indoor // Outdoor) 80°F (26.6°C) DB, 67°F (19.4°C) WB // 95°F (35°C) DB, 75°F (23.9°C) WB
 - ²Heating at 47°F (8.3°C) (Indoor // Outdoor) 70°F (21.1°C) DB, 60°F (15.6°C) WB // 47°F (8.3°C) DB, 43°F (6.1°C) WB
 - ³Heating at 17°F (-8.3°C) (Indoor // Outdoor) 70°F (21.1°C) DB, 60°F (15.6°C) WB // 17°F (-8.3°C) DB, 15°F (-9.4°C) WB
- Rated conditions:
- ⁴Heating at 5°F (-15°C) (Indoor // Outdoor) 70°F (21.1°C) DB, 60°F (15.6°C) WB // 5°F (-15°C) DB, 4°F (-15.6°C) WB
 - ⁵Heating at -4°F (-20°C) (Indoor // Outdoor) 70°F (21.1°C) DB, 60°F (15.6°C) WB // -4°F (-20°C) DB, -15°F (-26.1°C) WB

Note:

1. Mitsubishi Electric Sales Canada Inc. (MESCA) supports the use of only MESCA supplied and approved components and accessories for proper functioning of the unit(s). Use of non - MESCA supported components and accessories will affect warranty coverage. MESCA recommends (A) consideration of all applicable design and application parameters and requirements specific to any project.
2. Should any person change this document in any manner whatsoever without MESCA's written permission, the document shall be of no force and effect and any change shall be deemed to be a representation and warranty made by that person and not MESCA. That person, and not MESCA, shall assume full responsibility for the consequences of such changes. MESCA assumes no responsibility for any consequences in such cases.

Submittal Data: MSZ-GS09NA-U1 & MUZ-GS09NAHZ-U1

Electrical:

Power Supply		208/230V, 1Ph, 60Hz
Voltage: Indoor - Outdoor, S1-S2	V AC	AC 208/230V
Voltage: Indoor - Outdoor, S2-S3	V DC	DC 12-24V
Short-circuit Current Rating (SCCR)	kA	5
Recommended Fuse/Breaker Size (Outdoor)	A	15
Recommended Wire Size (Indoor - Outdoor)	AWG	14

Indoor Unit Specifications:

MCA	A	1.00
Blower Motor Full Load Amperage	A	0.75
Blower Motor Output	W	30
Airflow Rate at Cooling, Dry	CFM	134 - 160 - 222 - 307 - 381
Airflow Rate at Cooling, Wet	CFM	121 - 144 - 200 - 276 - 343
Airflow Rate at Heating, Dry	CFM	134 - 160 - 222 - 307 - 390
Sound Pressure Level (Cooling)	dB(A)	19 - 22 - 30 - 37 - 43
Sound Pressure Level (Heating)	dB(A)	19 - 22 - 30 - 37 - 43
Drain Pipe Size	In. (mm)	5/8 (15.88)
External Finish Color		Munsell 1.0Y 9.2/0.2
Unit Dimensions	W: In. (mm)	31-7/16 (798)
	D: In. (mm)	9-1/8 (232)
	H: In. (mm)	11-5/8 (295)
Unit Weight	Lbs. (kg)	23 (10.4)

Outdoor Unit Specifications:

MCA	A	10
MOCP	A	15
Fan Motor FLA	A	0.5
Airflow Rate (Cooling/Heating) (Low - Med. - High)	CFM	584 - 1,152 - 1,152 / 753 - 1,097 - 1,139
Sound Pressure Level, Cooling ¹	dB(A)	48
Sound Pressure Level, Heating ¹	dB(A)	50
Refrigerant Control		Linear expansion value
Compressor Oil Type / Charge	oz.	FV50S / 11.8
External Finish Color		Munsell 3Y 7.8/1.1
Unit Weight	Lbs. (kg)	81 (36.7)
Unit Dimensions	W: In. (mm)	31-1/2 (800)
	D: In. (mm)	11-1/4 (285)
	H: In. (mm)	21-5/8 (550)
Gas Pipe Size O.D. (Flared)	In. (mm)	3/8 (9.52)
Liquid Pipe Size O.D. (Flared)	In. (mm)	1/4 (6.35)
Maximum Piping Length	Ft. (m)	65 (20)
Maximum Height Difference	Ft. (m)	40 (12)

Model No.

Description: (Optional Controls)

MELCO-RETAIL-MINI	Building Automated System DDC Interface
PAR-40MAAU	Wired Wall Mounted Remote Control
PAR-CT01MAU-SB	Touch Screen Wired Wall Mounted Control
PAC-YT53CRAU-J	Basic Wired Wall Mounted Control
MAC-1710RA-U	External Heat Control Adapter
PAM-4	Heater control relay
RMF-CA200	Deluxe Thermostat Interface
MAC-334IF-E	System Control Interface
MAC-497IF-E	PAR Control Interface
MHK2	Wireless Wall Mounted Control

Model No.

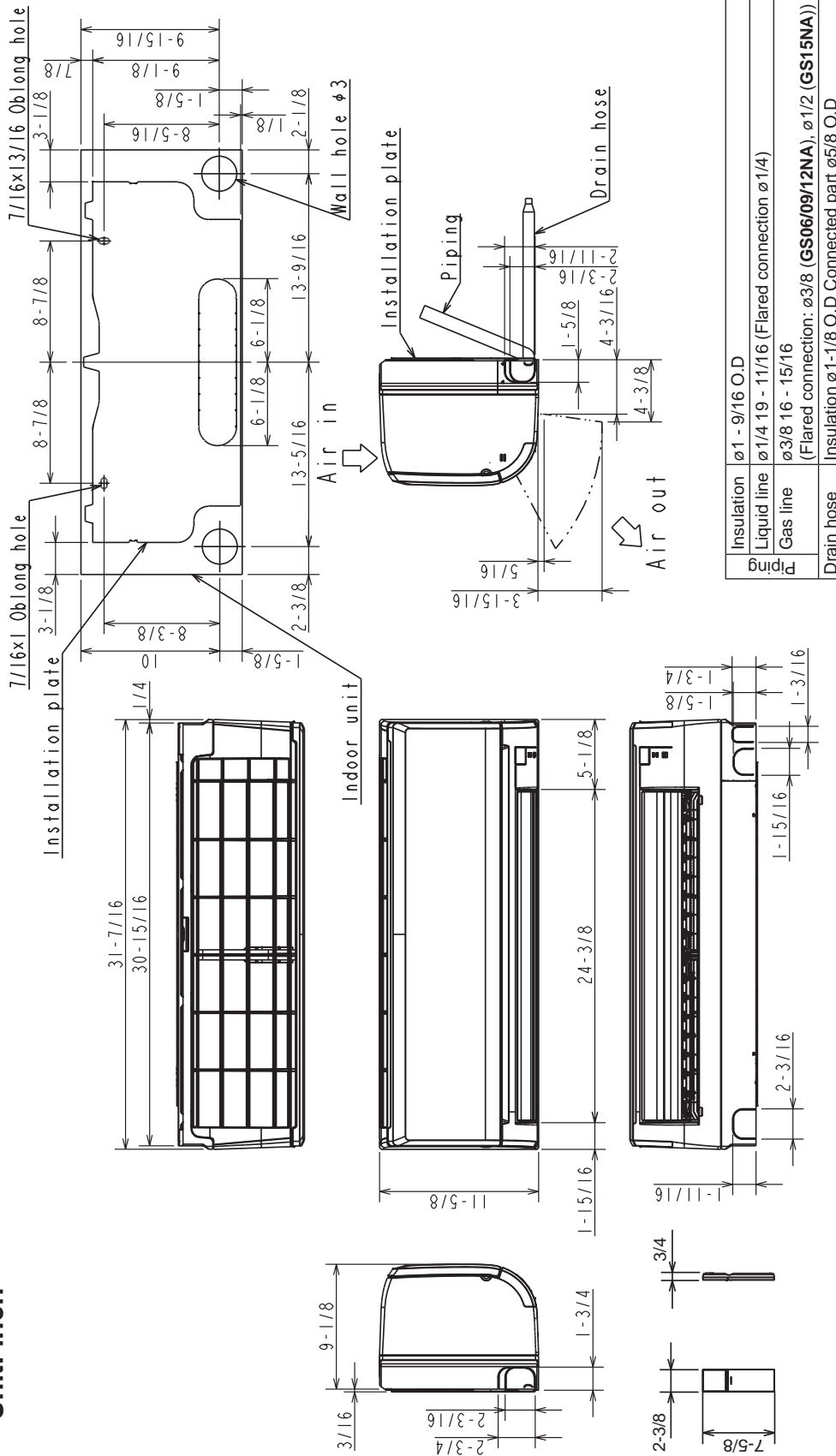
Description: (Optional Accessories)

CN24RELAYKITCM3	CN24 Relay Kit
TBA	Front Windscreens

Notes:

Indoor Unit Outline and Dimensions:

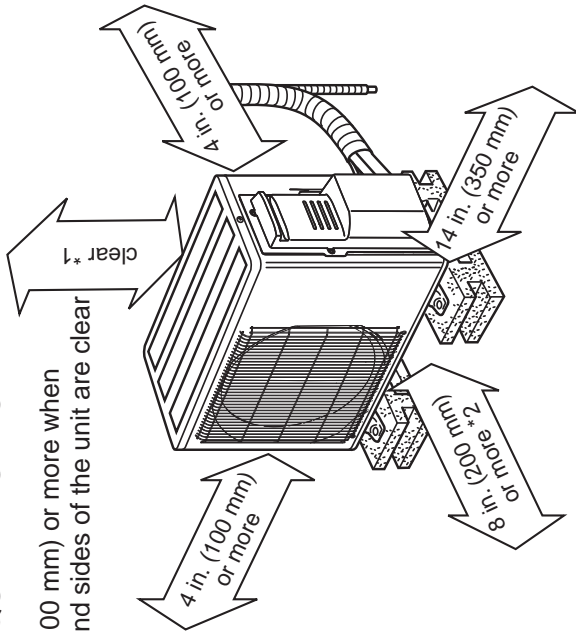
Unit: inch



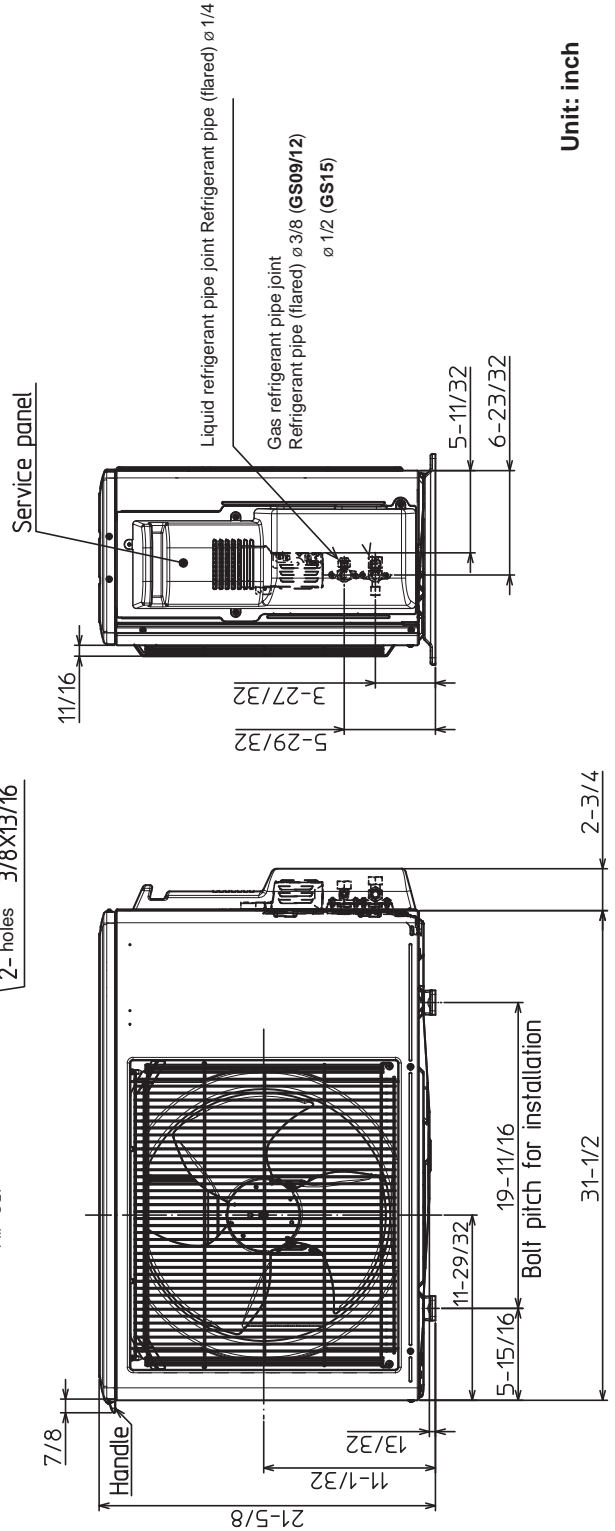
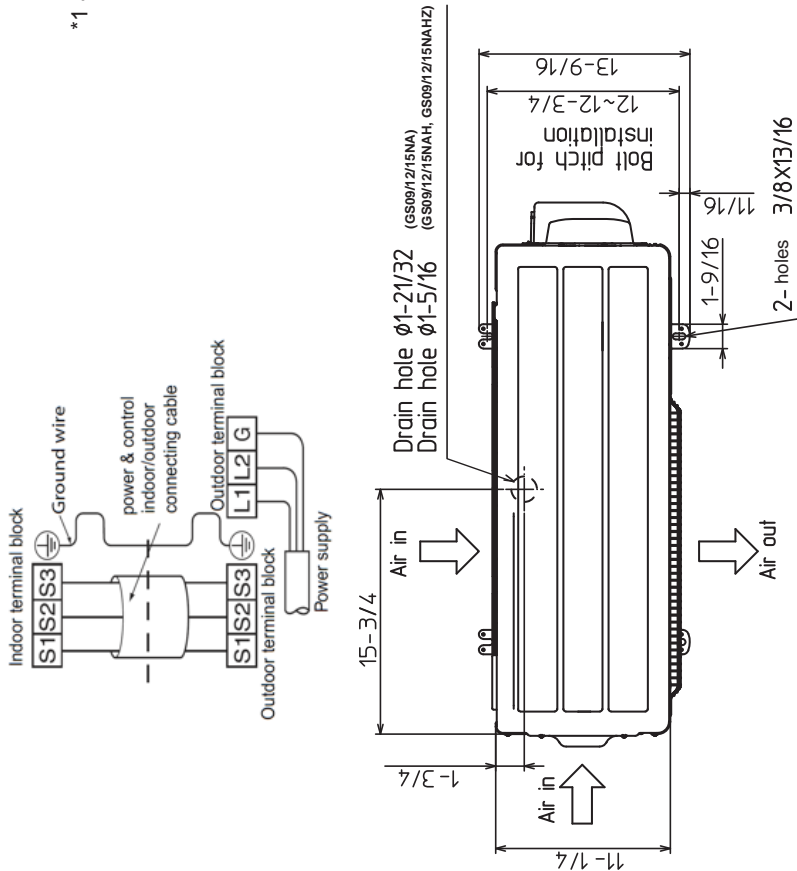
Outdoor Unit Outline and Dimensions:

REQUIRED SPACE

*1 4 in. (100 mm) or more when front and sides of the unit are clear



*2 When any 2 sides of left, right and rear of the unit are clear



Unit: inch

