

SUBMITTAL DATA: PKA-A36KA7 & PUY-A36NKA7
36,000 BTU/H WALL-MOUNTED AIR-CONDITIONING SYSTEM

Job Name:	Engineer:
Purchaser:	Application: <input type="checkbox"/> Std. Cooling <input type="checkbox"/> Ultra Low Ambient Cooling
Submitted To:	For: <input type="checkbox"/> Reference <input type="checkbox"/> Approval <input type="checkbox"/> Construction
Submitted By:	Location:
System Designation:	Schedule No.:



Indoor Unit: PKA-A36KA7



Outdoor Unit: PUY-A36NKA7 (-BS)

UNIT OPTION:

Standard Model.....PUY-A36NKA7
Seacoast (BS) Model.....PUY-A36NKA7-BS

ACCESSORIES:

Controls

- Wireless Controller (MHK1)
- Advanced Wired Controller (PAR-32MAA / PAR-33MAA)
- Simple Wired Controller (PAC-YT53CRAU)
- Wireless Remote Controller (PAR-FL32MA)
- Thermostat Interface (PAC-US444CN)
- M-NET Adapter (PAC-SF83MA-E)

Outdoor Unit

- Rear Snow Guard (SG-1-RE)
- Side Snow Guard (SG-1-SD)
- Front Wind Deflector (x2 required) (CM-S-FR-NKMU)
- Front Wind Blocker (x2 per box) (CM-S-BLK-NKMU)

Note: Mitsubishi Electric (MESCA) supports the use of only MESCA supplied and approved Snow Guard / Wind Deflectors / Windscreens and accessories for proper functioning of the unit/s. Use of non-MESCA supported Snow Guard / Wind Deflectors / Windscreens and accessories will affect warranty coverage.

SPECIFICATIONS:

Rated Conditions (Capacity / Input)*		
Cooling	Btu/h / W	36,000 / 3,330

* Rating Conditions per AHRI Standard:
Cooling | Indoor: 80°F (27°C) DB / 67°F (19°C) WB
Cooling | Outdoor: 95°F (35°C) DB / 75°F (24°C) WB

Capacity Range		
Cooling	Btu/h	16,000 - 36,000

Operating Range	
Cooling	-40F** (-40.0°C) to 115°F (46°C) DB

** Windscreens required for cooling operation below 23°F (-5°C)

AHRI Efficiency Rating	
EER	10.8
SEER	18.8

Electrical Power Requirements	208 / 230V, 1-Phase, 60 Hz
-------------------------------	----------------------------

Minimum Circuit Ampacity (MCA) *	Breaker Size	MOCP (Outdoor)
Indoor 1 AMP	Outdoor 25 AMP	30 AMP
		31 AMP

*** All electrical work shall comply with National (CEC) and local codes and regulations.**

Indoor Unit		
Fan Motor (ECM)	F.L.A.	0.57
Fan Motor Output	W	56
SHF / Moisture Removal		0.70 / 9.7 pt./h
Field Drainpipe Size O.D.	In.(mm)	5/8 (16)

Outdoor Unit		
Compressor		DC INVERTER-driven Twin Rotary
Fan Motor (ECM)	F.L.A.	0.5 + 0.5
Fan Motor Power	W	74

Airflow Rate (Low-Mid-Hi)			
Indoor (Cooling)	DRY	CFM	705-810-920
	WET		635-730-830
Outdoor	DRY		3,880

Sound Pressure Level		
Indoor (Low-Mid-Hi)	dB(A)	43-46-49
Outdoor		Cooling

External Dimensions		
Indoor (H x W x D)	In.(mm)	14 3/8 x 46 1/16 x 11 5/8 (365 x 1170 x 295)
Outdoor (H x W x D)		52-11/16 x 41-5/16 x 13 + 1-3/16 (1,338 x 1050 x 330 + 30)

Net Weight		
Indoor	Lbs.(kg)	46 (21)
Outdoor		211 (96)

External Finish	
Indoor	White Munsell No. 1.0Y 9.2/0.2
Outdoor	Ivory Munsell No. 3Y 7.8 / 1.1

Refrigerant	R410A ; 10lbs., 6oz. (4.7kg)
-------------	------------------------------

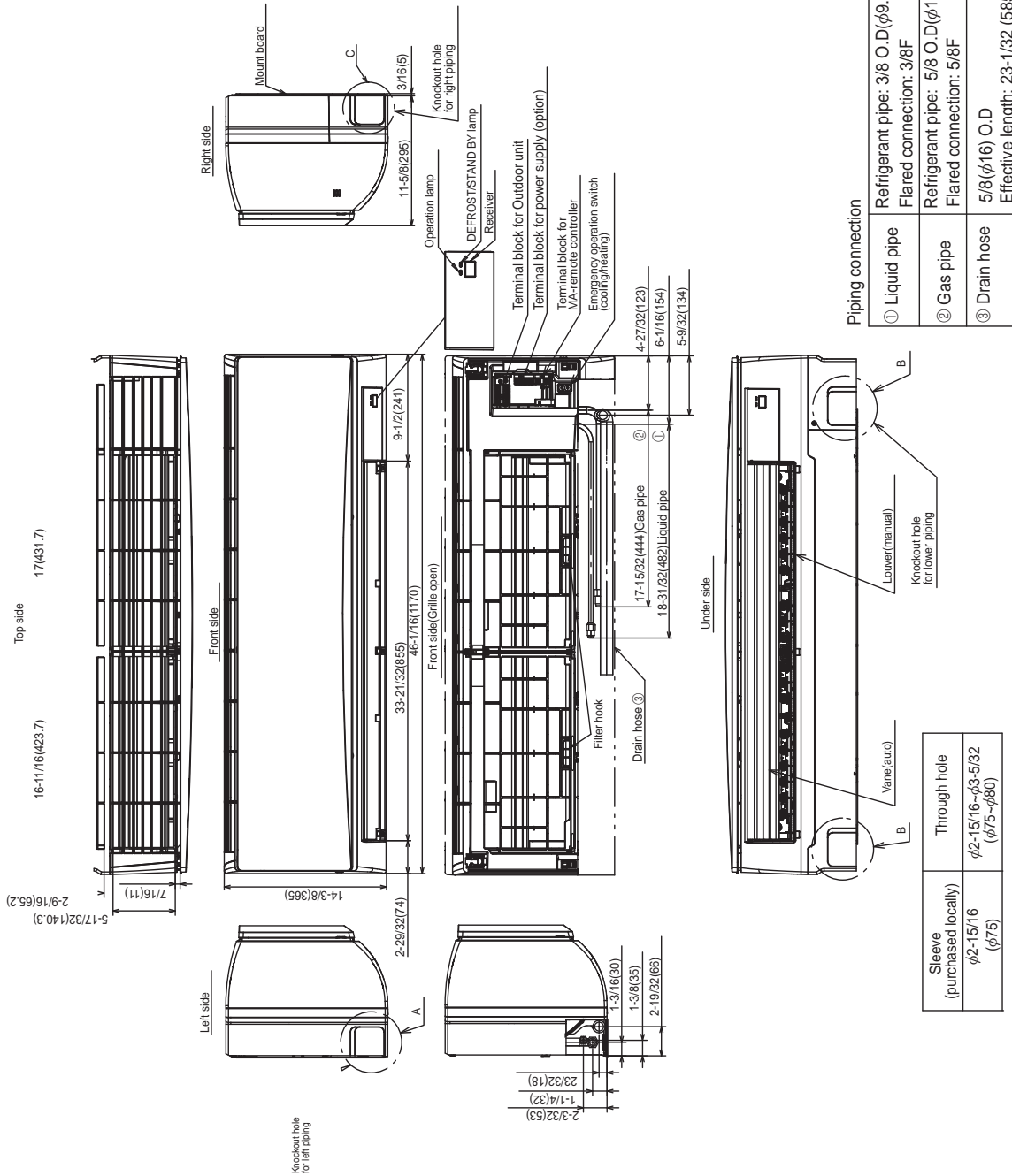
Refrigerant Piping (Flared)		
Liquid (High Pressure)	In.(mm)	3/8 (9.52)
Gas (Low Pressure)		5/8 (15.88)
Maximum Total Refrigerant Pipe Length	Ft. (m)	225 (69)
Maximum Vertical Separation	Ft. (m)	100 (30)

Specifications are subject to change without notice.

Should this document be altered or changed without MESCA's permission, it becomes null and void. MESCA assumes no responsibility for any consequences in such cases.

DIMENSIONS: PKA-A36KA7

Unit: in. (mm)

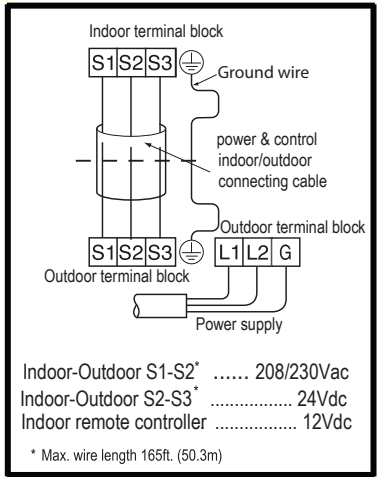
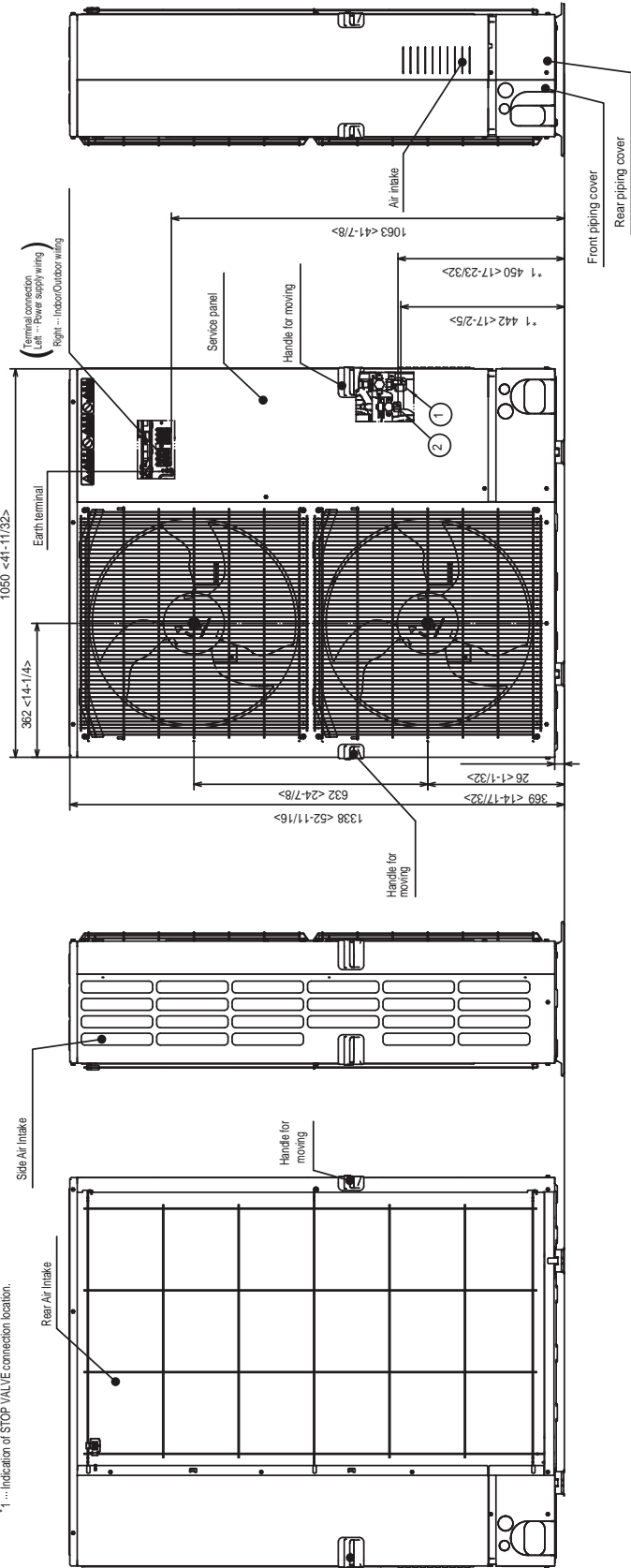
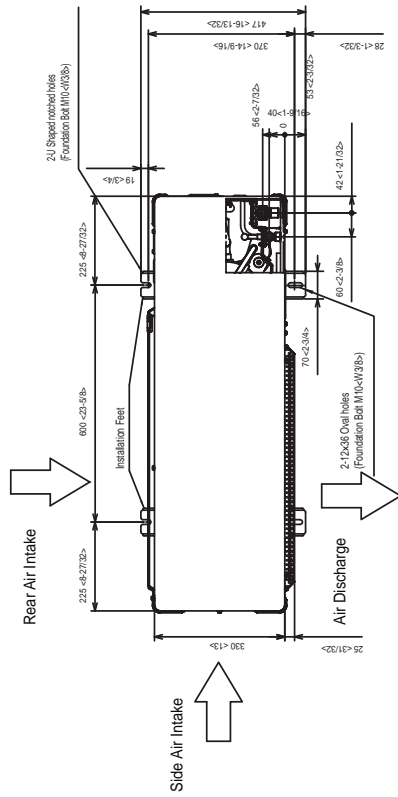


Specifications are subject to change without notice.

Should this document be altered or changed without MESCA's permission, it becomes null and void. MESCA assumes no responsibility for any consequences in such cases.

DIMENSIONS: PUY-A36NKA7

Unit: mm (in.)



Example of Notes

① ... Refrigerant GAS pipe connection (FLARE) ø15.88(5/8F)
 ② ... Refrigerant LIQUID pipe connection (FLARE) ø9.52(3/8F)
 *1 ... Indication of STOP VALVE connection location.

