

SUBMITTAL DATA: PVA-A30AA7 & PUY-A30NHA7
30,000 BTU/H AIR HANDLER AIR-CONDITIONING SYSTEM

Job Name:	Engineer:
Purchaser:	Application: <input type="checkbox"/> Std. Cooling <input type="checkbox"/> Ultra Low Ambient Cooling
Submitted To:	For: <input type="checkbox"/> Reference <input type="checkbox"/> Approval <input type="checkbox"/> Construction
Submitted By:	Location:
System Designation:	Schedule No.:



Indoor Unit: PVA-A30AA7



Outdoor Unit: PUY-A30NHA7 (BS)

UNIT OPTION:

Standard Model.....PUY-A30NHA7
Seacoast (BS) Model.....PUY-A30NHA7-BS

ACCESSORIES:

Indoor Unit

Controls

- Wireless Controller (MHK1)
- Advanced Wired Controller (PAR-32MAA / PAR-33MAA)
- Simple Wired Controller (PAC-YT53CRAU)
- Wireless Remote Controller (PAR-FL32MA) + Wireless Signal Receiver (PAR-FA32MA)
- Thermostat Interface (PAC-US444CN)
- M-NET Adapter (PAC-SF83MA-E)

Outdoor Unit

- Front Wind Guard (PFR-24-30)
- Rear Wind Guard (PRE-24-30)
- Side Wind Guard (PSD-24-30)

Note: Mitsubishi Electric (MESCA) supports the use of only MESCA supplied and approved Snow Guard / Wind Deflectors / Windscreens and accessories for proper functioning of the unit(s). Use of non-MESCA supported Snow Guard / Wind Deflectors / Windscreens and accessories will affect warranty coverage.

SPECIFICATIONS:

Rated Conditions (Capacity / Input)*		
Cooling	Btu/h / W	30,000 / 3,000

* Rating Conditions per AHRI Standard:
Cooling | Indoor: 80° F (27° C) DB / 67° F (19° C) WB
Cooling | Outdoor: 95° F (35° C) DB / 75° F (24° C) WB

Capacity Range		
Cooling	Btu/h	10,000 - 30,000

Operating Range	
Cooling	-40F** (-40.0°C) to 115°F (46°C) DB

** Windscreens required for cooling operation below 23°F (-5°C)

AHRI Efficiency Rating	
EER	10.0
SEER	19.0

Electrical Power Requirements	208 / 230V, 1-Phase, 60 Hz
-------------------------------	----------------------------

Minimum Circuit Ampacity (MCA) *	Breaker Size	MOCP (Outdoor)
Indoor 4.13 AMP	Outdoor 19 AMP	25 AMP
		26 AMP

***All electrical work shall comply with National (CEC) and local codes and regulations.**

Indoor Unit		
Blower Motor (ECM)	F.L.A.	3.3
Blower Motor Output	W	244
SHF / Moisture Removal		0.74 / 5.4 pt./h
External Static Pressure	In. WG	0.30-0.50-0.80

Outdoor Unit		
Compressor		DC INVERTER-driven Scroll
Fan Motor (ECM)	F.L.A.	0.4
Fan Motor Power	W	86

Airflow Rate (Low-Mid-Hi)			
Indoor (Cooling)	DRY	CFM	613-744-875
	WET		NA
Outdoor	DRY		1,940

Sound Pressure Level		
Indoor (Low-M1-M2-Hi)	dB(A)	30-34-38
Outdoor Cooling		47

External Dimensions		
Indoor (H x W x D)	In.(mm)	54-1/4 x 21 x 21-5/8 (1378 x 534 x 548)
Outdoor (H x W x D)		37-1/8 x 37-13/32 x 13 + 1-3/16 (943 x 950 x 330 + 30)

Net Weight		
Indoor	Lbs.(kg)	141 (64)
Outdoor		151 (68)

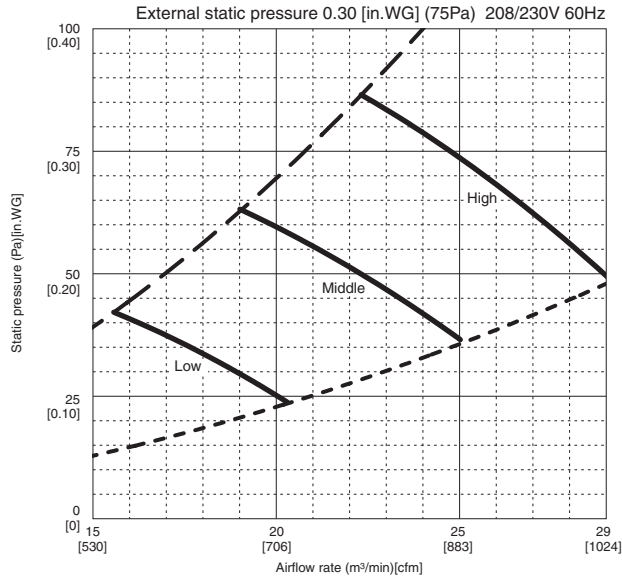
External Finish	
Indoor	Galvanized steel cabinet-Powder coated Slate Grey
Outdoor	Munsell No. 3Y 7.8 / 1.1

Refrigerant	R410A ; 7lbs., 11oz. (3.5kg)
-------------	------------------------------

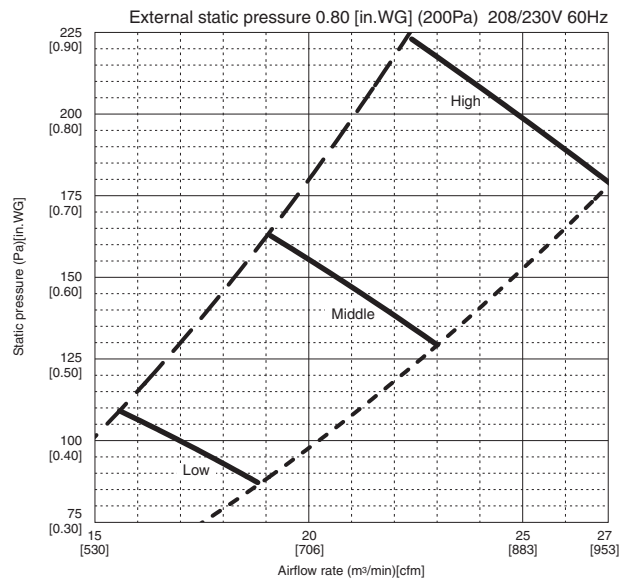
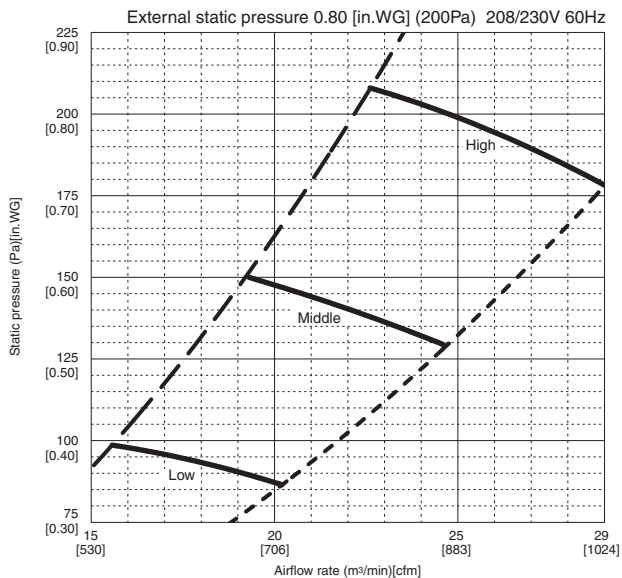
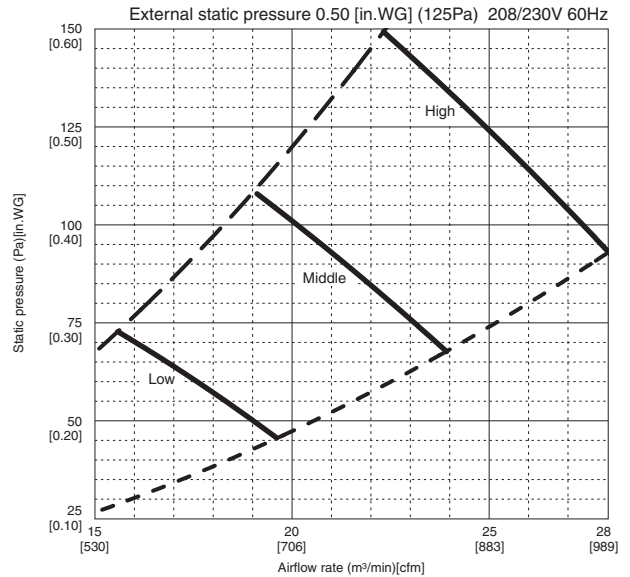
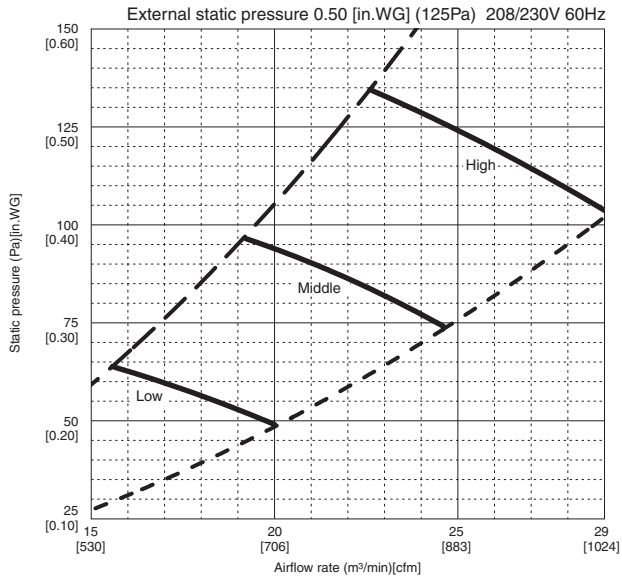
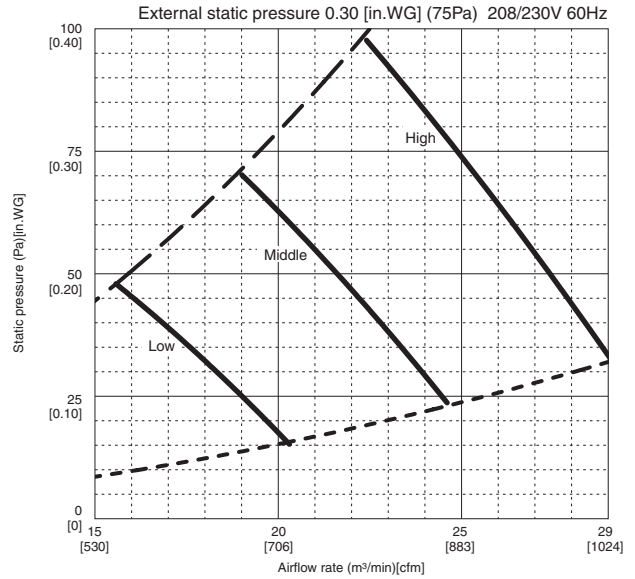
Refrigerant Piping (Flared)		
Liquid (High Pressure)	In.(mm)	3/8 (9.52)
Gas (Low Pressure)		5/8 (15.88)
Maximum Total Refrigerant Pipe Length	Fl. (m)	225 (69)
Maximum Vertical Separation	Fl. (m)	100 (30)

FAN PERFORMANCE AND CORRECTED AIR FLOW - PVA-A30AA7

• Vertical, Horizontal Right, Horizontal Left



• Downflow

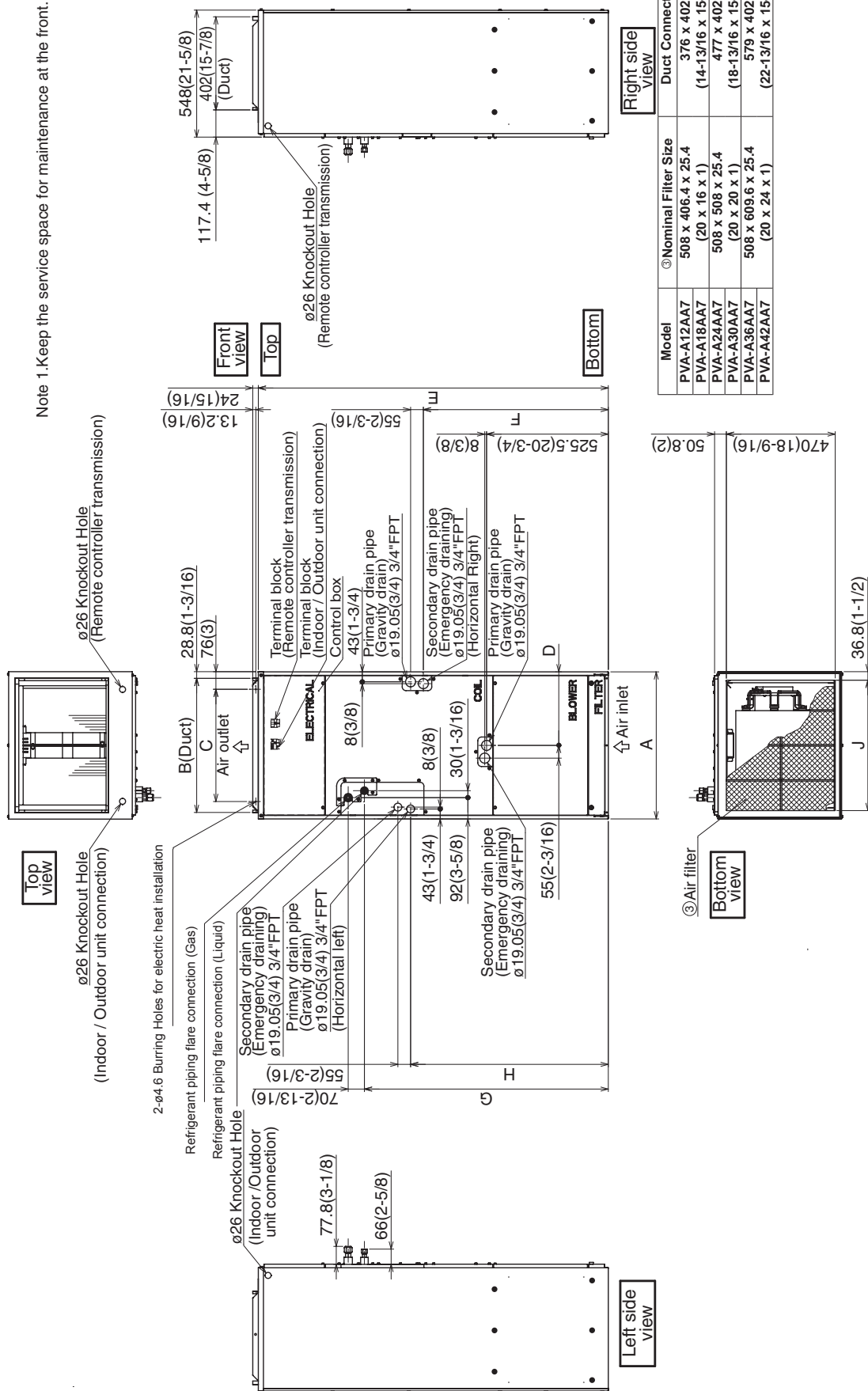


Specifications are subject to change without notice.

Should this document be altered or changed without MESCA's permission, it becomes null and void. MESCA assumes no responsibility for any consequences in such cases.

DIMENSIONS: PVA-A30AA7

Unit: mm (in.)



Note 1. Keep the service space for maintenance at the front.

Model	③ Nominal Filter Size	Duct Connection
PVA-A12AA7	508 x 406.4 x 25.4	376 x 402
PVA-A18AA7	(20 x 16 x 1)	(14-13/16 x 15-7/8)
PVA-A24AA7	508 x 508 x 25.4	477 x 402
PVA-A30AA7	(20 x 20 x 1)	(18-13/16 x 15-7/8)
PVA-A36AA7	508 x 609.6 x 25.4	579 x 402
PVA-A42AA7	(20 x 24 x 1)	(22-13/16 x 15-7/8)

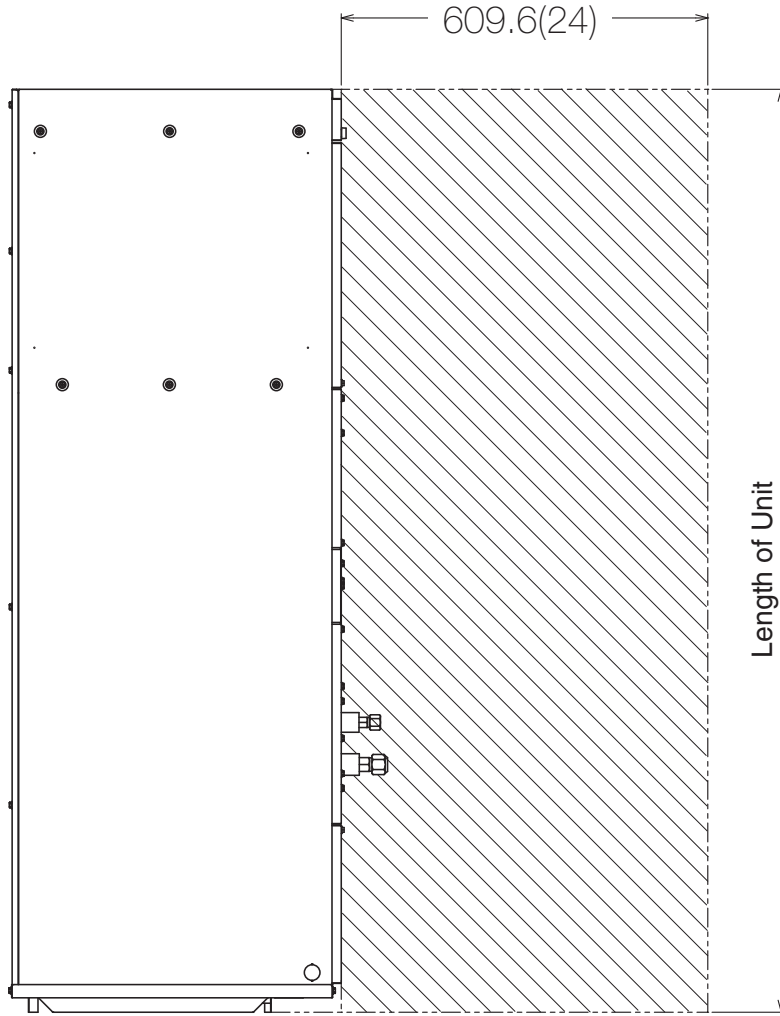
Model	Unit: mm (in.)										
	A	B	C	D	E	F	G	H	J	① Gas Pipe	② Liquid Pipe
PVA-A12AA7	432 (17)	376 (14-13/16)	281 (11-1/8)	224 (8-7/8)	1275 (50-1/4)	680 (26-13/16)	823 (32-7/16)	735.5 (29)	360 (14-3/16)	Φ 12.7 (1/2)	Φ 6.35 (1/4)
PVA-A18AA7	534 (21)	477 (18-13/16)	382.6 (15-1/8)	266.5 (10-1/2)	1378 (54-1/4)	737 (29-11/16)	953.5 (37-9/16)	792 (31-3/16)	461 (18-3/16)	Φ 15.88 (5/8)	Φ 9.52 (3/8)
PVA-A24AA7	635 (25)	579 (22-13/16)	484.6 (19-1/8)	317.5 (12-1/2)	1511 (59-1/2)	798.5 (31-7/16)	1053 (41-1/2)	853.5 (33-5/8)	563 (22-3/16)		

Specifications are subject to change without notice.

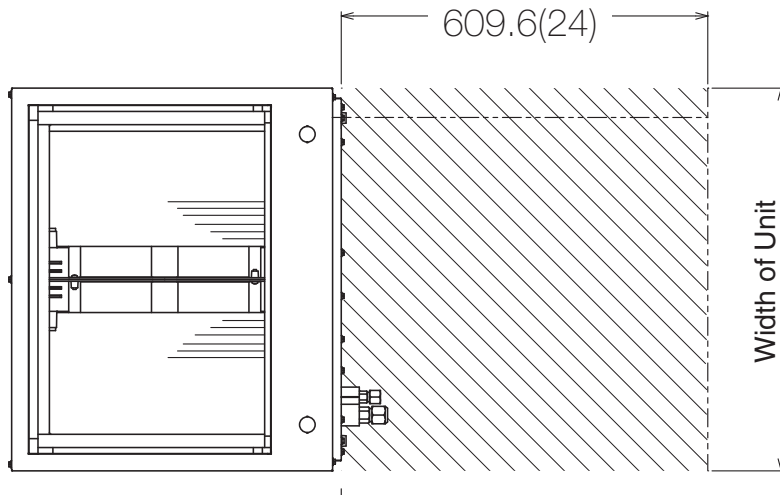
Should this document be altered or changed without MESCA's permission, it becomes null and void. MESCA assumes no responsibility for any consequences in such cases.

Unit: mm (in.)

Clearance Area



Horizontal Installation



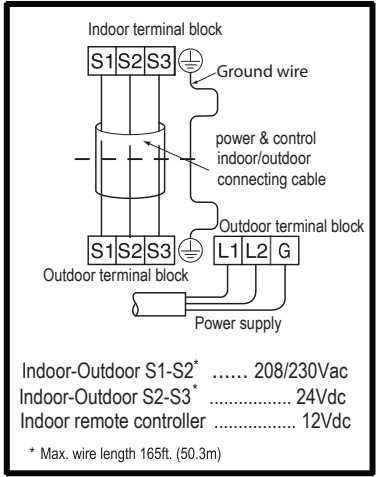
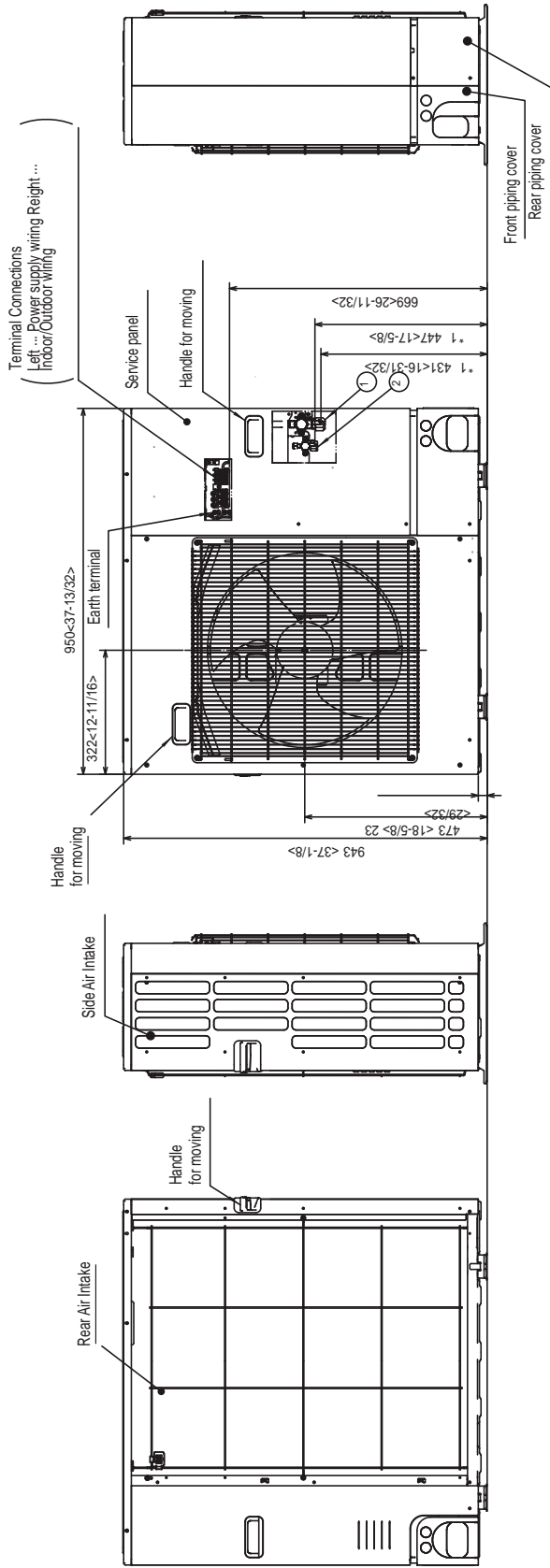
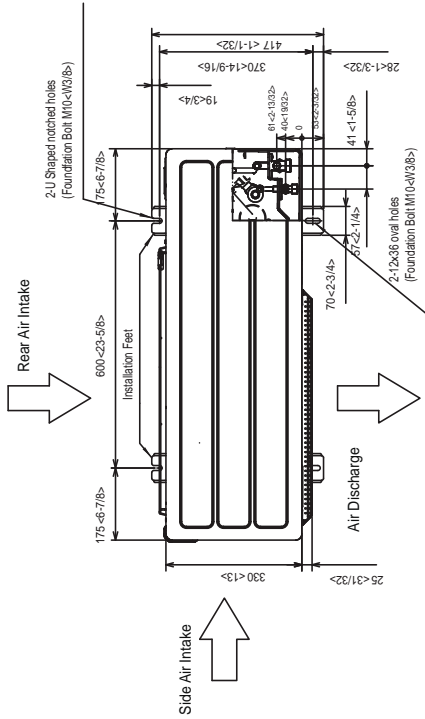
Vertical Installation

Specifications are subject to change without notice.


Should this document be altered or changed without MESCA's permission, it becomes null and void. MESCA assumes no responsibility for any consequences in such cases.

DIMENSIONS: PUY-A30NHA7

Unit: mm (in.)



Should this document be altered or changed without MESCA's permission, it becomes null and void. MESCA assumes no responsibility for any consequences in such cases.



for a greener tomorrow



Specifications are subject to change without notice.
 www.MitsubishiElectric.ca
 © 2017 Mitsubishi Electric Sales Canada Inc.