

**SUBMITTAL DATA: PVA-A42AA7 & PUY-A42NKA7**  
42,000 BTU/H AIR HANDLER AIR-CONDITIONING SYSTEM

Job Name:	Engineer:
Purchaser:	Application: Std. Cooling Ultra Low Ambient Cooling
Submitted To:	For: <input type="checkbox"/> Reference <input type="checkbox"/> Approval <input type="checkbox"/> Construction
Submitted By:	Location:
System Designation:	Schedule No.:



Indoor Unit: PVA-A24AA7



Outdoor Unit: PUY-A42NKA7 (-BS)

**UNIT OPTION:**

Standard Model.....PUY-A42NKA7  
Seacoast (BS) Model.....PUY-A42NKA7-BS

**ACCESSORIES:**

**Indoor Unit**

Return Air Intake Extension (PV-RTN-36-42)

**Controls**

- Wireless Controller (MHK1)
- Advanced Wired Controller (PAR-32MAA / PAR-33MAA)
- Simple Wired Controller (PAC-YT53CRAU)
- Wireless Remote Controller (PAR-FL32MA) + Wireless Signal Receiver (PAR-FA32MA)
- Thermostat Interface (PAC-US444CN)
- M-NET Adapter (PAC-SF83MA-E)

**Outdoor Unit**

- Rear Snow Guard (SG-1-RE)
- Side Snow Guard (SG-1-SD)
- Front Wind Deflector (x2 required) (CM-S-FR-NKMU)
- Front Wind Blocker (x2 per box) (CM-S-BLK-NKMU)

**Note: Mitsubishi Electric (MESCA) supports the use of only MESCA supplied and approved Snow Guard / Wind Deflectors / Windscreens and accessories for proper functioning of the unit(s). Use of non-MESCA supported Snow Guard / Wind Deflectors / Windscreens and accessories will affect warranty coverage.**

**SPECIFICATIONS:**

Rated Conditions (Capacity / Input)*		
Cooling	Btu/h / W	42,000 / 4,150

\* Rating Conditions per AHRI Standard:  
Cooling | Indoor: 80° F (27° C) DB / 67° F (19° C) WB  
Cooling | Outdoor: 95° F (35° C) DB / 75° F (24° C) WB

Capacity Range		
Cooling	Btu/h	15,000 - 42,000

Operating Range	
Cooling	-40F** (-40.0°C) to 115°F (46°C) DB

\*\* Windscreens required for cooling operation below 23°F (-5°C)

AHRI Efficiency Rating	
EER	10.1
SEER	18.0

Electrical Power Requirements	208 / 230V, 1-Phase, 60 Hz
-------------------------------	----------------------------

Minimum Circuit Ampacity (MCA) *	Breaker Size	MOCP (Outdoor)
Indoor 5.63 AMP	Outdoor 25 AMP	30 AMP
		31 AMP

**\* All electrical work shall comply with National (CEC) and local codes and regulations.**

Indoor Unit		
Blower Motor (ECM)	F.L.A.	4.5
Blower Motor Output	W	430
SHF / Moisture Removal		0.81 / 7.9 pt./h
External Static Pressure	In. WG	0.30-0.50-0.80

Outdoor Unit		
Compressor		DC INVERTER-driven Scroll
Fan Motor (ECM)	F.L.A.	0.5+0.5
Fan Motor Power	W	74

Airflow Rate (Low-Mid-Hi)			
Indoor (Cooling)	DRY	CFM	1,040-1,262-1,485
	WET		NA
Outdoor	DRY		3,880

Sound Pressure Level		
Indoor (Low-M1-M2-Hi)	dB(A)	34-38-42
Outdoor		Cooling

External Dimensions		
Indoor (H x W x D)	In.(mm)	59-1/2 x 25 x 21-5/8 (1511 x 635 x 548)
Outdoor (H x W x D)		52-11/16 x 41-5/16 x 13 + 1-3/16 (1,338 x 1050 x 330 + 30)

Net Weight		
Indoor	Lbs.(kg)	172 (78)
Outdoor		211 (96)

External Finish	
Indoor	Galvanized steel cabinet-Powder coated Slate Grey
Outdoor	Munsell No. 3Y 7.8 / 1.1

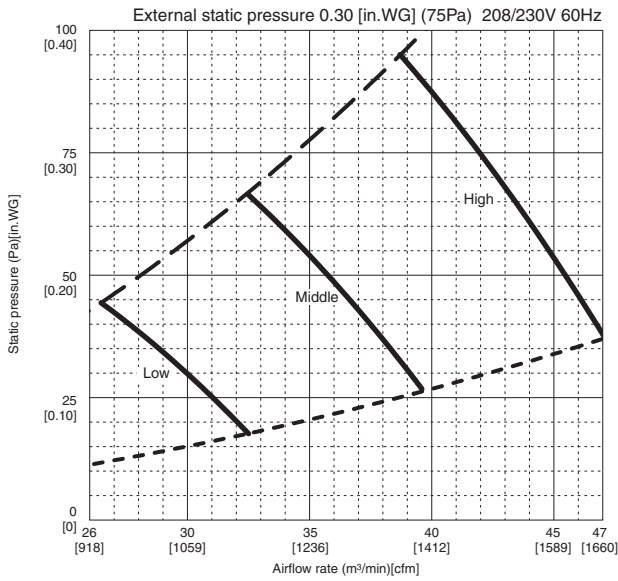
Refrigerant	R410A ; 10lbs., 6oz. (4.7kg)
-------------	------------------------------

Refrigerant Piping (Flared)		
Liquid (High Pressure)	In.(mm)	3/8 (9.52)
Gas (Low Pressure)		5/8 (15.88)
Maximum Total Refrigerant Pipe Length	Fl. (m)	225 (69)
Maximum Vertical Separation	Fl. (m)	100 (30)

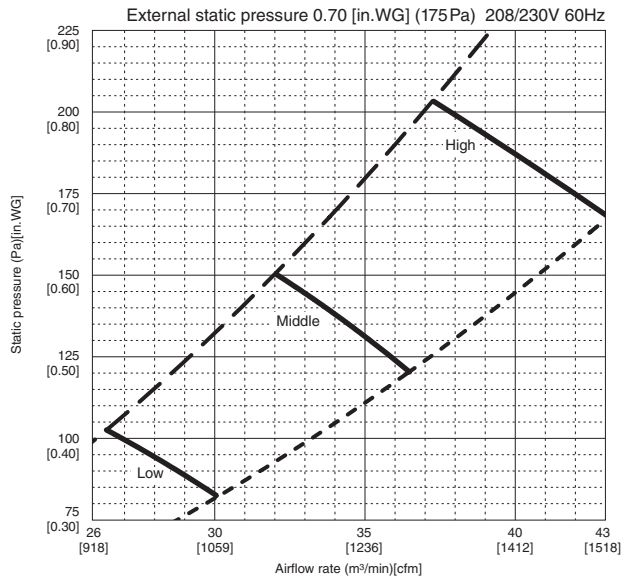
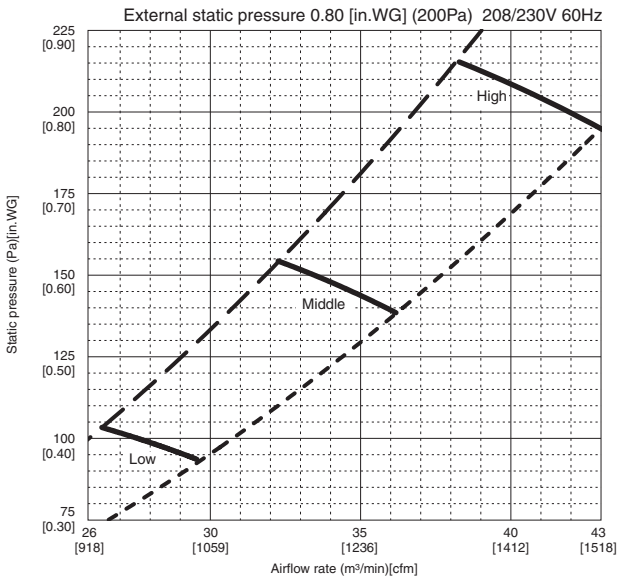
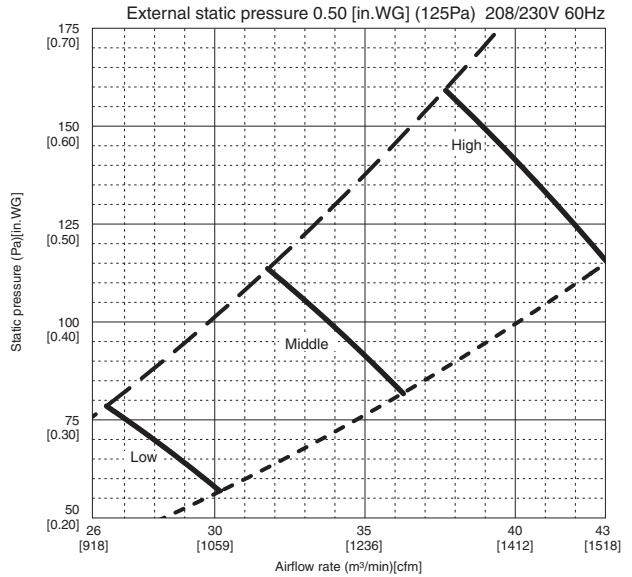
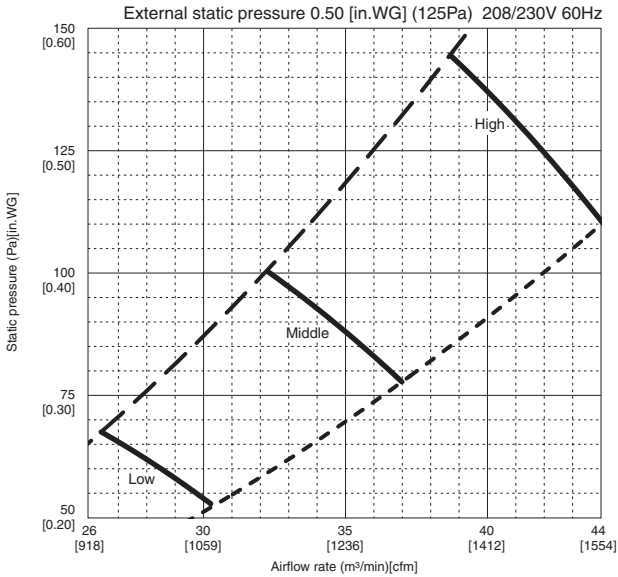
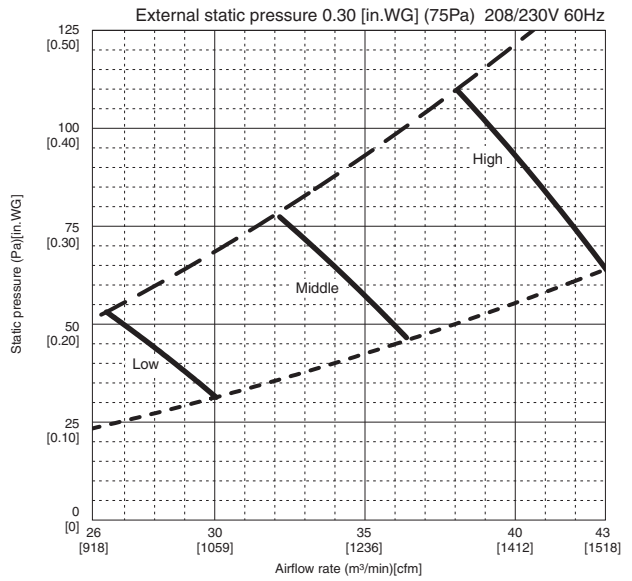
Should this document be altered or changed without MESCA's permission, it becomes null and void. MESCA assumes no responsibility for any consequences in such cases.

# FAN PERFORMANCE AND CORRECTED AIR FLOW - PVA-A42AA7

## • Vertical, Horizontal Right, Horizontal Left



## • Downflow



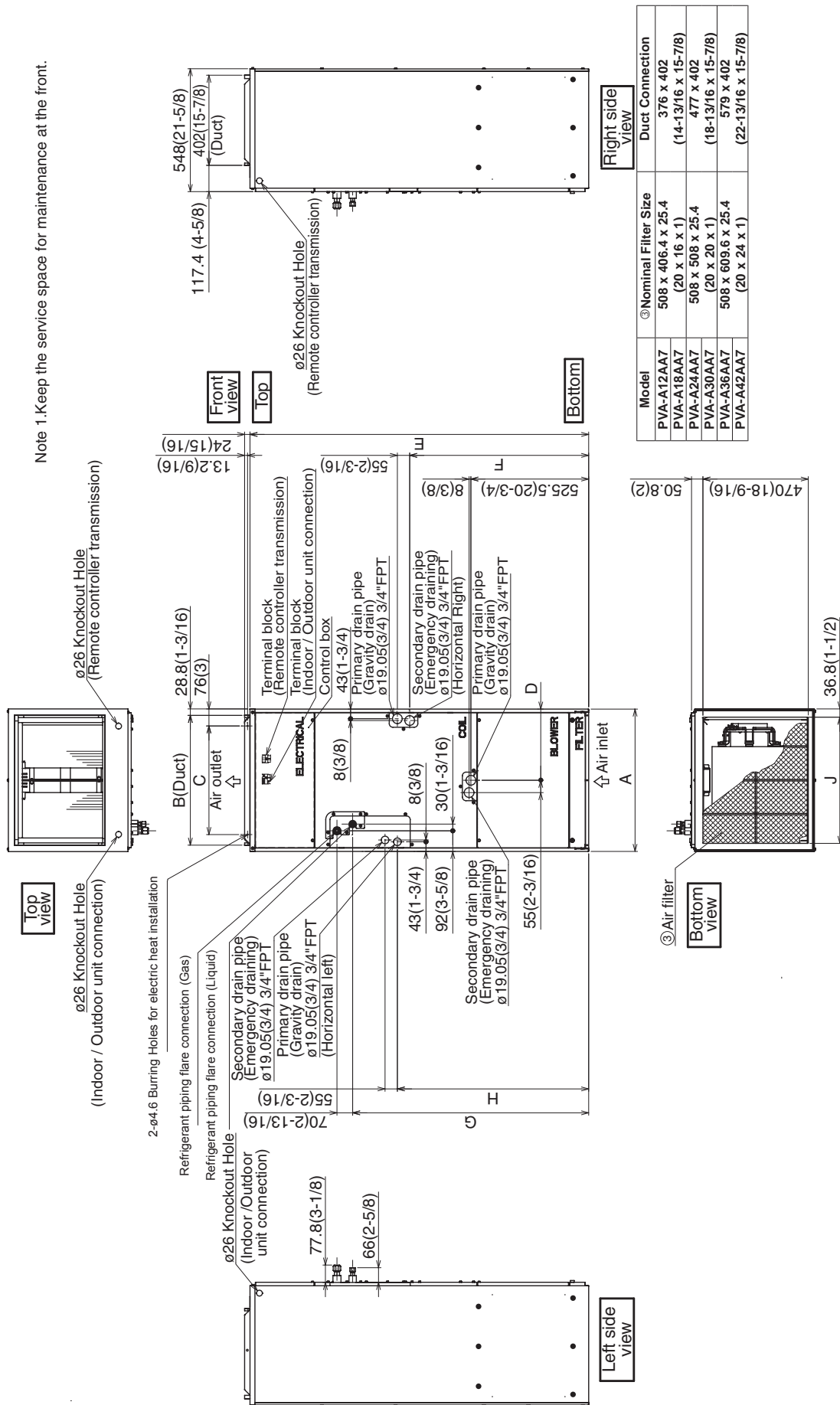
Specifications are subject to change without notice.

Should this document be altered or changed without MESCA's permission, it becomes null and void. MESCA assumes no responsibility for any consequences in such cases.

# DIMENSIONS: PVA-A42AA7

Unit: mm (in.)

Note 1. Keep the service space for maintenance at the front.



Model	③ Nominal Filter Size	Duct Connection
PVA-A12AA7	508 x 406.4 x 25.4 (20 x 16 x 1)	376 x 402 (14-13/16 x 15-7/8)
PVA-A18AA7	508 x 508 x 25.4 (20 x 20 x 1)	477 x 402 (18-13/16 x 15-7/8)
PVA-A24AA7	508 x 609.6 x 25.4 (20 x 24 x 1)	579 x 402 (22-13/16 x 15-7/8)

Model	Unit: mm (in.)										
	A	B	C	D	E	F	G	H	J	① Gas Pipe	② Liquid Pipe
PVA-A12AA7	432 (17)	376 (14-13/16)	281 (11-1/8)	224 (8-7/8)	1275 (50-1/4)	680 (26-13/16)	823 (32-7/16)	735.5 (29)	360 (14-3/16)	$\phi$ 12.7 (1/2)	$\phi$ 6.35 (1/4)
PVA-A18AA7	534 (21)	477 (18-13/16)	382.6 (15-1/8)	266.5 (10-1/2)	1378 (54-1/4)	737 (29-11/16)	953.5 (37-9/16)	792 (31-3/16)	461 (18-3/16)	$\phi$ 15.88 (5/8)	$\phi$ 9.52 (3/8)
PVA-A24AA7	635 (25)	579 (22-13/16)	484.6 (19-1/8)	317.5 (12-1/2)	1511 (59-1/2)	798.5 (31-7/16)	1053 (41-1/2)	853.5 (33-5/8)	563 (22-3/16)		

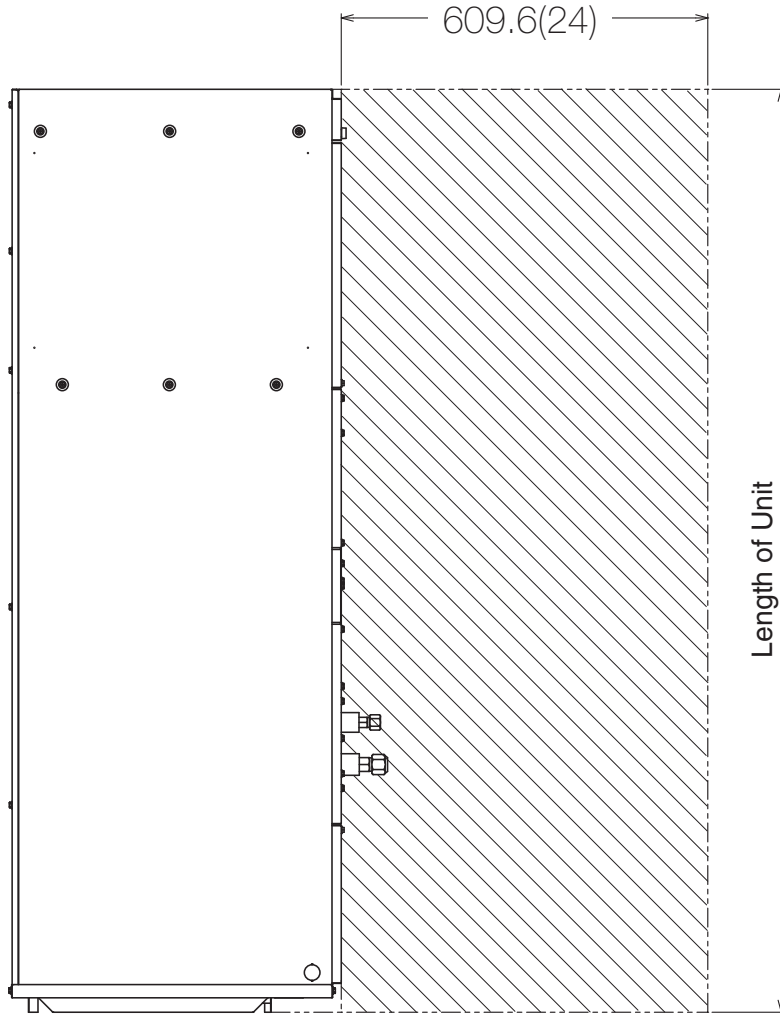
Specifications are subject to change without notice.

Should this document be altered or changed without MESCA's permission, it becomes null and void. MESCA assumes no responsibility for any consequences in such cases.

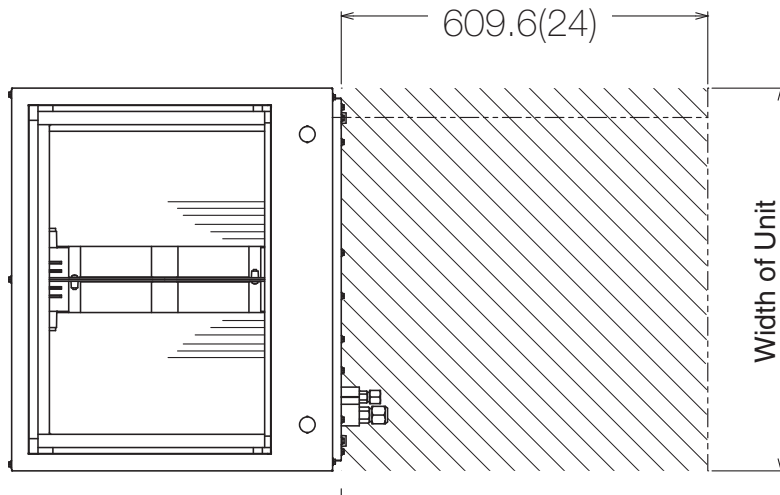
# DIMENSIONS: PVA-A42AA7

Unit: mm (in.)

## Clearance Area



## Horizontal Installation



## Vertical Installation

Specifications are subject to change without notice.

