

Submission Data: SVZ-KP24NA & SUZ-KA24NAHZ

24,000 BTU/H Multi Position AHU Cold Climate Heat Pump System

Job Name:	Location:		
Purchaser:	Submitted By:		
Submitted To:	Reference:	Approval:	Construction:
Engineer:	Date:	Application:	



Optional Controller

Images provided for reference purposes only

Outdoor Standard Features:	Description:
Blue Fin Coating	Prolong condenser operating life
Inverter Motor	Energy efficient operation with variable speed DC motor
Built in base pan heater	Automated control to prevent premature failure of condenser coil
Auto mode	Automatically switches between heating & cooling modes
Fast Auto restart	Automatically restarts after power failure return
Auxiliary heat lock out	Prevents premature activation of aux. heat
Automated compressor cutout	Prevents inefficient operation & protects compressor
Cold climate heat pump	
Indoor Standard Features:	Description:
Multi position	Increases application in tight spaces
Less than 2% air leakage	At 1.0 in. WG, ASHRAE standard 193
Built in humidification & ventilation controls	Controls humidifier and ventilator
Direct auxiliary heat control	Heat pump system controls aux. heat
Condensate overflow fail safe	CN4F, condensate overflow safety switch connector
Description: (Optional Accessories)	Model No.
Front windscreen	PFR-24-30
Condensate management kit	CMA-1
Down flow kit	DFK-S
Electric Heater Kit - 3kW	EH03-SVZ-S
Electric Heater Kit - 5kW	EH05-SVZ-S
Electric Heater Kit - 8kW	EH08-SVZ-S
Terminal Block Kit	SPTB1

Note:

- Mitsubishi Electric Sales Canada Inc. (MESCA) supports the use of only MESCA supplied and approved components and accessories for proper functioning of the unit(s). Use of non - MESCA supported components and accessories will affect warranty coverage. MESCA recommends (A) consideration of all applicable design and application parameters and requirements specific to any project.
- Should any person change this document in any manner whatsoever without MESCA's written permission, the document shall be of no force and effect and any change shall be deemed to be a representation and warranty made by that person and not MESCA. That person, and not MESCA, shall assume full responsibility for the consequences of such changes. MESCA assumes no responsibility for any consequences in such cases.

Submittal Data: SVZ-KP24NA & SUZ-KA24NAHZ

Performance:

Cooling at 95°F ¹	Rated Capacity	Btu/h	24,000
	Capacity Range	Btu/h	8,800 - 24,000
	Rated Power Input	W	2,420
	Power Input Range	W	650 - 2,420
	Moisture Removal	pints/h	4.7
	Sensible Heat Factor		0.78
Heating at 47°F ²	Rated Capacity	Btu/h	23,000
	Capacity Range	Btu/h	9,400 - 28,800
	Rated Power Input	W	2,140
	Power Input Range	W	540 - 2,790
Heating at 17°F ³	Maximum Capacity	Btu/h	23,000
	Rated Capacity	Btu/h	19,200
	Capacity Range	Btu/h	NA - 23,000
	Maximum Power Input	W	3,700
	Rated Power Input	W	2,566
	Power Input Range	W	NA - 3,700
Heating at 5°F ⁴	Maximum Capacity	Btu/h	23,000
	Maximum Power Input	W	4,054
Heating at -13°F ⁵	Maximum Capacity	Btu/h	18,400
	Maximum Power Input	W	4,141

Efficiency:

SEER / SEER2		16 / 16
EER ¹ / EER2		9.9 / 9.9
HSPF (IV) / HSPF2 (V)		9.2 / 7.2
COP at 47°F ²	Rated Capacity	3.10
COP at 17°F ³	Maximum Capacity	1.80
COP at 5°F ⁴ / -13°F	Maximum Capacity	1.60 / 1.20

Electrical:

Power Supply		208/230V, 1Ph, 60Hz
Voltage: Indoor - Outdoor, S1-S2	V AC	AC 208/230V
Voltage: Indoor - Outdoor, S2-S3	V DC	DC 24V
Short-circuit Current Rating (SCCR)	kA	5
Recommended Fuse/Breaker Size (Outdoor)	A	25
Recommended Wire Size (Indoor - Outdoor)	AWG	14

Outdoor Operating Temperature Range:

Cooling Operation Air Temp (Maximum / Minimum)*	°F (°C)	* 0 to 115 (-18 to 46)
Cooling Operation Thermal Lock-out / Re-start Temperatures	°F (°C)	-1 / 3F (-18 / -16)
Heating Operation Air Temp (Maximum / Minimum)	°F (°C)	-13 to 75 (-25 to 24)
Heating Operation Thermal Lock-out / Re-start Temperatures	°F (°C)	-22 / -13 (-30 / -25)

AHRI Rated Conditions (Rated data is determined at a fixed compressor speed) (* Windscreens required for cooling operations below 23°F (-5°C))

¹Cooling (Indoor // Outdoor) 80°F (26.6°C) DB, 67°F (19.4°C) WB // 95°F (35°C) DB, 75°F (23.9°C) WB

²Heating at 47°F (8.3°C) (Indoor // Outdoor) 70°F (21.1°C) DB, 60°F (15.6°C) WB // 47°F (8.3°C) DB, 43°F (6.1°C) WB

³Heating at 17°F (-8.3°C) (Indoor // Outdoor) 70°F (21.1°C) DB, 60°F (15.6°C) WB // 17°F (-8.3°C) DB, 15°F (-9.4°C) WB

Rated conditions:

⁴Heating at 5°F (-15°C) (Indoor // Outdoor) 70°F (21.1°C) DB, 60°F (15.6°C) WB // 5°F (-15°C) DB, 4°F (-15.6°C) WB

⁵Heating at -13°F (-25°C) (Indoor // Outdoor) 70°F (21.1°C) DB, 60°F (15.6°C) WB // -13°F (-25°C) DB, -15°F (-26.1°C) WB

Notes:

Indoor Unit Specifications:

MCA	A	3
MOCP (only used with SPTB1 powering Indoor separately)	A	15
Blower Motor Full Load Amperage	A	2.4
Blower Motor Output	W	121
External Static Pressure	in WG	0.3 - 0.5 - 0.8
Airflow Rate at Cooling, Dry	CFM	515 - 625 - 735
Airflow Rate at Cooling, Wet	CFM	464 - 563 - 662
Airflow Rate at Heating, Dry	CFM	515 - 625 - 735
Sound Pressure Level (Cooling)	dB(A)	33 - 36 - 41
Sound Pressure Level (Heating)	dB(A)	33 - 36 - 41
Drain Pipe Size	In. (mm)	3/4 (19.05)
External Finish Color		Black ZAM
Unit Dimensions	W: In. (mm)	17 (432)
	D: In. (mm)	21-5/8 (548)
	H: In. (mm)	39-13/16 (1,011)
Unit Weight	Lbs. (kg)	93 (42)

Outdoor Unit Specifications:

MCA	A	17
MOCP	A	27
Fan Motor Output	W	74
Airflow Rate (Cooling/Heating)	CFM	1,940 / 1,940
Sound Pressure Level, Cooling ¹	dB(A)	52
Sound Pressure Level, Heating ²	dB(A)	53
Refrigerant Control		LEV
Compressor Oil Type / Charge	oz.	FVC68D / 34 oz
External Finish Color		Ivory Munsell No.3Y 7.8/1.1
Unit Weight	Lbs. (kg)	190 (86)
Unit Dimensions	W: In. (mm)	37-13/32 (950)
	D: In. (mm)	12-63/64 + 63/64 (330 + 25)
	H: In. (mm)	37-1/8 (943)
Gas Pipe Size O.D. (Flared)	In. (mm)	5/8 (15.88)
Liquid Pipe Size O.D. (Flared)	In. (mm)	3/8 (9.52)
Maximum Piping Length	Ft. (m)	100 (30)
Maximum Height Difference	Ft. (m)	100 (30)

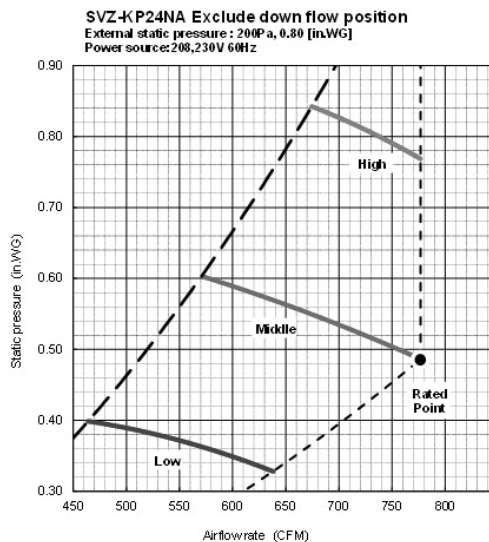
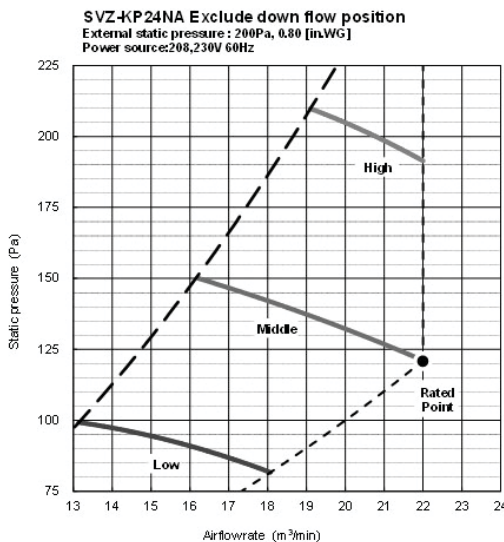
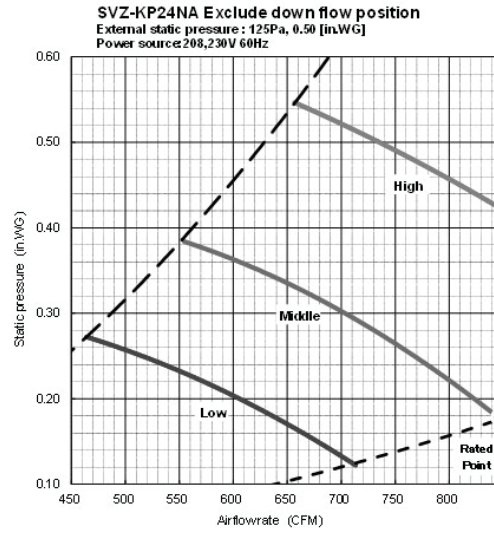
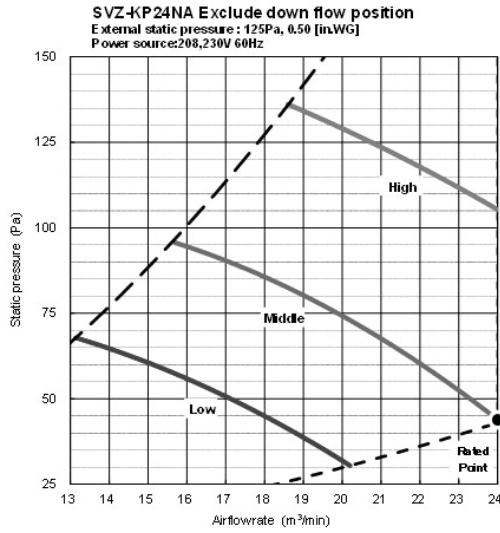
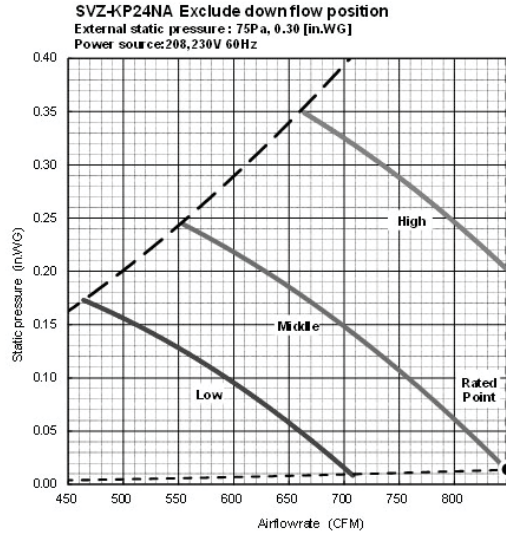
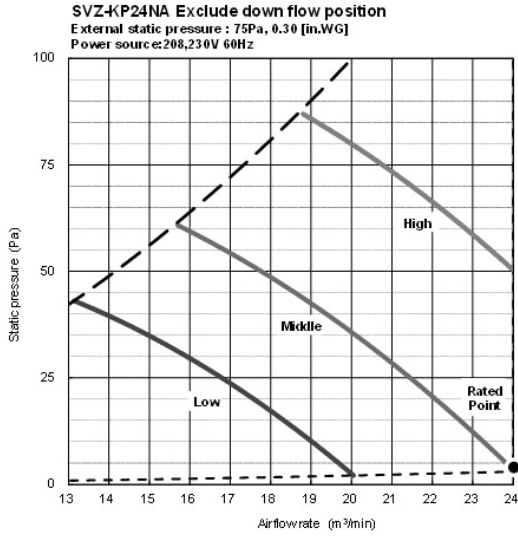
Description: (Optional Controls)

Model No.

Building automated system DDC Interface	MELCO-RETAIL-MINI
Building automated system BacNet Interface	MELCO-BEMS-MINI
System Control Interface	MAC-334IF-E
Simple thermostat Interface	PAC-US444CN-1
Operation/error display adapter	PAC-SA88HA-EP
Remote ON/OFF control	PAC-SE55RA-E
Remote compressor ON/OFF control	PAC-SC36NA-E
Wireless remote receiver	PAR-FA32MA-E
Wired wall mounted remote control	PAR-41MAA
Wireless wall mounted remote control	MHK2
Touch screen wired wall mounted control	PAR-CT01MAU-SB
Basic wired wall mounted control	PAC-YT53CRAU-J
External heat control adapter	PAC-YU25HT-G
Heater control relay	PAM-4
Deluxe thermostat interface	RMF-CA100-V1

Fan Performance and Corrected Airflow:

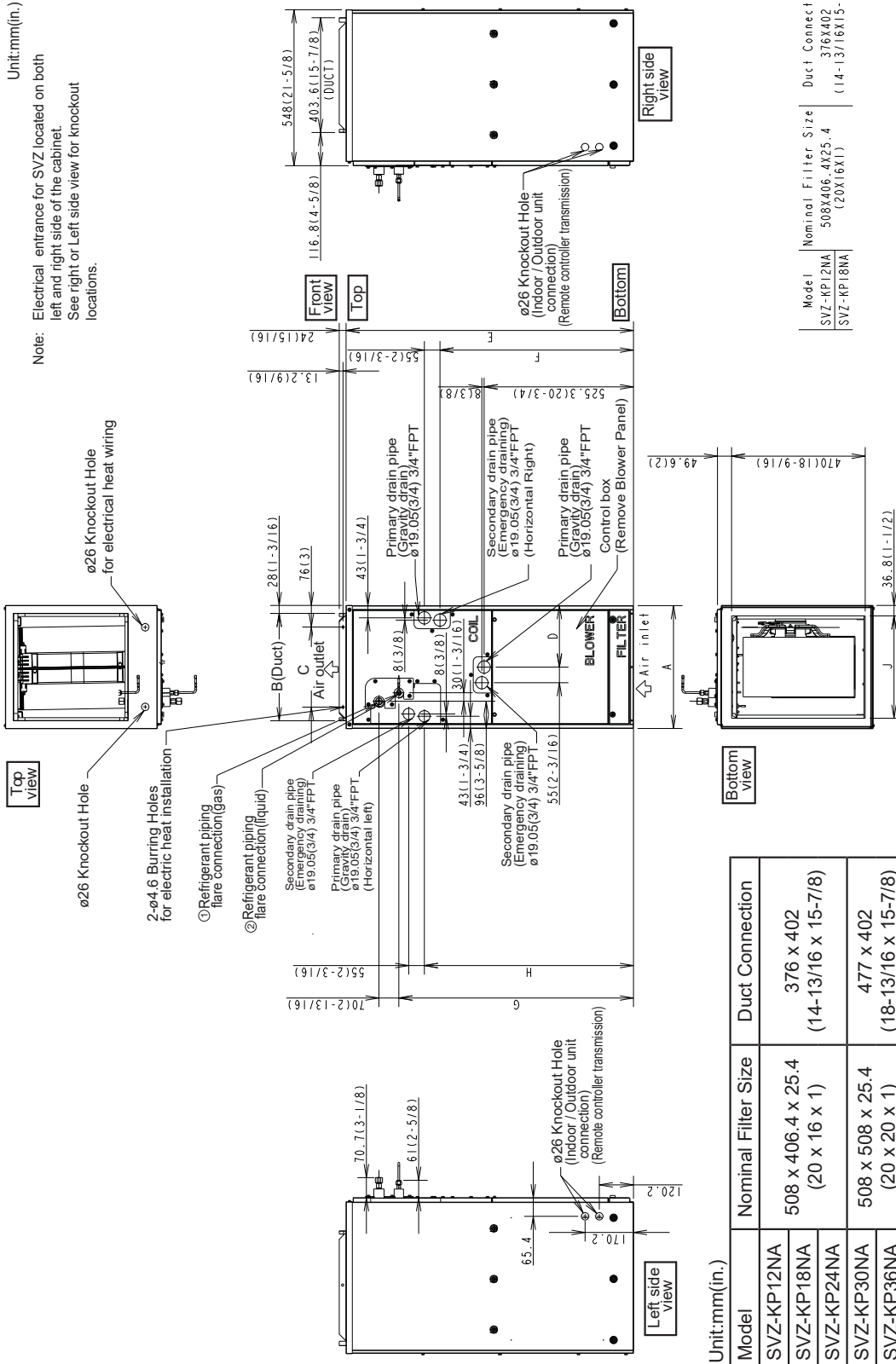
• Vertical, Horizontal Right, Horizontal Left



Indoor Unit Outline and Dimensions:

Unit:mmm(in.)

Note: Electrical entrance for SVZ located on both left and right side of the cabinet. See right or Left side view for knockout locations.



Model	Nominal Filter Size	Duct Connection
SVZ-KP12NA	508X406.4X25.4 (20X16X1)	376X402
SVZ-KP18NA	508 x 508 x 25.4 (20 x 20 x 1)	(14-13/16X15-7/8)

Model	Nominal Filter Size	Duct Connection
SVZ-KP12NA	508 x 406.4 x 25.4 (20 x 16 x 1)	376 x 402 (14-13/16 x 15-7/8)
SVZ-KP18NA	508 x 508 x 25.4 (20 x 20 x 1)	477 x 402 (18-13/16 x 15-7/8)

Model	A	B	C	D	E	F	G	H	J	Gas Pipe	Liquid pipe
SVZ-KP12NA	432 (17)	376 (14-13/16)	281 (11-1/8)	224 (8-7/8)	1,010.8 (39-13/16)	680 (26-13/16)	823 (32-7/16)	735.5 (29)	360 (14-3/16)	ø 9.52 (3/8) ø 12.7 (1/2)	ø 6.35 (1/4)
SVZ-KP18NA	534 (21)	477 (18-13/16)	382.6 (15-1/8)	266.5 (10-1/2)	1,113.8 (43-7/8)	737 (29-1/16)	953.5 (37-9/16)	792 (31-3/16)	461 (18-3/16)	ø 15.88 (5/8)	ø 9.52 (3/8)

Outdoor Unit Outline and Dimensions:

