


Sauermann reference : SI3200SIUS11 or 23

	<p>TECHNICAL PERFORMANCE DATA</p> <table border="0"> <tr> <td>Mains supply</td> <td>120V~ or 230V~ 60Hz -18 W</td> </tr> <tr> <td>Max flow rate</td> <td>5.3 gph</td> </tr> <tr> <td>Max suction head</td> <td>6.6 ft</td> </tr> <tr> <td>Max discharge head</td> <td>19.7 ft</td> </tr> <tr> <td>Detection levels</td> <td>On=0.63" Off=0.43" Alarm=0.75"</td> </tr> <tr> <td>Alarm contact</td> <td>NC 8 A resistive</td> </tr> <tr> <td>Thermal protection (overheat)</td> <td>194° F</td> </tr> <tr> <td>Sound level</td> <td>≤ 34 dBA at 3.3 ft</td> </tr> <tr> <td>Pump dimensions</td> <td>L 2.6" x W 1.7" x H 2.4"</td> </tr> <tr> <td>Detection unit dimensions</td> <td>L 2.2" x W 1.5" x H 1.3"</td> </tr> <tr> <td>Weight (including box)</td> <td>± 0.375 kg</td> </tr> <tr> <td>Master pack quantity</td> <td>25 pieces</td> </tr> </table>	Mains supply	120V~ or 230V~ 60Hz -18 W	Max flow rate	5.3 gph	Max suction head	6.6 ft	Max discharge head	19.7 ft	Detection levels	On=0.63" Off=0.43" Alarm=0.75"	Alarm contact	NC 8 A resistive	Thermal protection (overheat)	194° F	Sound level	≤ 34 dBA at 3.3 ft	Pump dimensions	L 2.6" x W 1.7" x H 2.4"	Detection unit dimensions	L 2.2" x W 1.5" x H 1.3"	Weight (including box)	± 0.375 kg	Master pack quantity	25 pieces
Mains supply	120V~ or 230V~ 60Hz -18 W																								
Max flow rate	5.3 gph																								
Max suction head	6.6 ft																								
Max discharge head	19.7 ft																								
Detection levels	On=0.63" Off=0.43" Alarm=0.75"																								
Alarm contact	NC 8 A resistive																								
Thermal protection (overheat)	194° F																								
Sound level	≤ 34 dBA at 3.3 ft																								
Pump dimensions	L 2.6" x W 1.7" x H 2.4"																								
Detection unit dimensions	L 2.2" x W 1.5" x H 1.3"																								
Weight (including box)	± 0.375 kg																								
Master pack quantity	25 pieces																								

GENERAL INFORMATION

Mini condensate pump specifically designed for air conditioning units with limited internal space.

- ❖ Kit content
 - Piston pump bloc 5.3 gph
 - Detection unit with float (SI2958)
 - Rubber mounting bracket
 - 5.0 ft cable : Electrical connection by plug. Conform to UL.
 - Detector installation kit : blond rubber Ø 0.59"x1.38", vent pipe Ø 0.16" x 0.24" – 0.24", self-adhesive mounting rail
- ❖ Description
 - Reciprocating piston pump which first sucks in, then evacuates the condensation water.
 - Consisting of a pump unit and a remote detection unit fitted with a 3 level float (on / off / alarm).
 - Alarm contact normally closed that automatically cuts off the air conditioning system compressor or a solenoid valve.
 - Thermal protection 194°F (90°C) on the pump coil.
 - Electrical connection by plug.
- ❖ Advantages
 - Small size
 - High performance
 - Low maintenance filter-free detection unit
 - Removable connector and slided rubber bracket for easy installation

APPLICATIONS

Air conditioners up to 5.6 tons (20 kW)
 Wall split systems
 Fan coils
 Ceiling suspended units
 Ducted units



ACCESSORIES


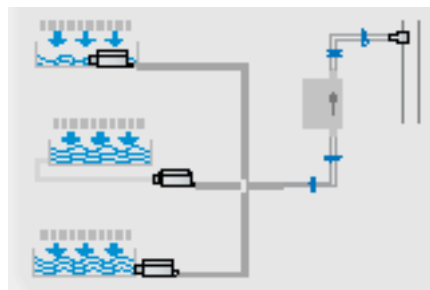
	<p>ACC 00105, ACC 00150 Clear tubing 0.24" int. ACC 00105 : 0.24" in blister pack ACC 00150 : in 164 ft roll</p>
---	--

TABLE OF TRUE FLOW RATE FOR SI 3100

The head losses defined In this table are calculated With a 0.24" int. Flexible pipe work	Vertical discharge head	Total tubing length			
		16.5 ft SI 3200 (in gph)	33.0 ft SI 3200 (in gph)	66 ft SI 3200 (in gph)	100 ft SI 3200 (in gph)
SUCTION HEIGHT 0 ft	3.3 ft	5.02	4.63	4.10	3.57
	6.6 ft	4.63	4.23	3.70	3.17
	10.0 ft	4.23	3.70	3.17	2.64
	13.2 ft	3.70	3.17	2.65	2.46
	16.5 ft	3.04	2.64	2.46	1.85
	20 ft		2.12	1.85	1.59
SUCTION HEIGHT 3.3 ft	3.3 ft	4.36	4.10	3.57	3.17
	6.6 ft	3.83	3.57	3.04	2.91
	10.0 ft	3.30	3.04	2.78	2.64
	13.2 ft	2.64	2.38	2.46	2.12
	16.5 ft		1.98	1.72	1.46
	20 ft		1.32	1.06	0.79
SUCTION HEIGHT 6.6 ft	3.3 ft	3.44	3.30	3.17	2.91
	6.6 ft	3.17	3.04	2.91	2.64
	10.0 ft	2.91	2.78	2.64	2.38
	13.2 ft		1.98	1.85	1.59
	16.5 ft		1.46	1.32	1.32
	20.0 ft		0.93	1.79	0.79

DIFFERENT INSTALLATION POSSIBILITIES



INSTALLATION AND CONNECTION: SI3100/3200/1102/1200 PUMPS - 230 V - 60 Hz

Diagram of electrical connections



IMPORTANT

The pumps must have an electricity supply that is independent to that of the air conditioner to ensure that they continue to operate if the refrigerating appliance breaks down.

