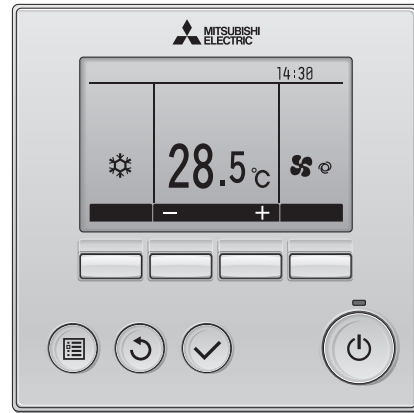



Job Name:

Schedule Reference:

Date:

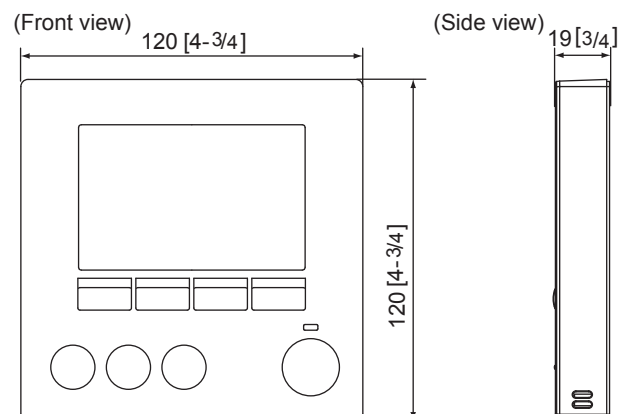
**CAPABILITIES:**

- Basic Operations
 - On/Off
 - Operation Mode: Cool, Dry, Fan, Heat, Auto (Dual or Single set point)
 - Set Temperature
 - Fan Speed
- Vane setting: Auto, Step 1-5, Swing
- Louver: Off, Swing On
- Vent. (Lossnay): Off, Low, High
 - Manual vane angle: No Setting, Step 1-5, Draft reduction, All outlet
 - Draft reduction mode keeps the vane angle more horizontal than the angle of Step 1
- Restriction
 - Set Temperature range limit
 - Operation lock: On/Off, Mode, Set Temp, Vane
- High power
 - Operate at higher-than-normal capacity to bring room to set temperature quickly for up to 30 minutes
- No Occupancy Auto-OFF
 - 3D i-See sensor required
- On/Off timer
 - Set On Time in 5-minute increments
 - Set Off Time in 5-minute increments
 - Repeat daily
 - Home screen display icon
- Auto-Off timer
 - Automatically turns unit off after preset time
 - Time range of 30 to 240 minutes in 10-minute increments
 - Home screen display icon
- Weekly timer
 - Set each day Monday through Sunday
 - 1 to 4 time periods per day in 5-minute increments
 - Set Mode: On/Off/Auto (Dual set point)
 - On/Off/Auto
 - Set Temperature
- Outdoor Unit silent mode
 - Schedulable: Mon, Tue, Wed, Thu, Fri, Sat, Sun
 - Start/Stop times in 5-minute increments
 - Silent Levels: Normal, Middle, Quiet
- Energy saving features:
 - Automatic return to preset temperature setpoint if set point is changed from the remote controller after a preset time range.
 - Cool preset temp: Cool, Dry, Auto-Cool
 - Heat preset temp: Heat, Auto-Heat
 - Range of 30 to 120 minutes in 10-minute increments
 - Energy-saving Operation Schedule
 - Operation schedule
 - Four daily patterns with time periods in 5-minute increments and energy-saving rate 0% to 90%
 - 7 day programming
- Night setback
 - Starts Heat/Cool operation when room temperature exceeds preset temperature range.
 - Adjustable time range in 5-minute increments
- Main display
 - Full: shows all icons and values
 - Basic: Limited to Mode, Set Temp., Fan, Time & Day
- Backlight Display
- Adjustable Contrast Level
- Language: English, French, Spanish, Italian, Portuguese, Greek, Turkish, Swedish
- CITY-MULTI® Function setting
- Filter maintenance notification
- Error code notification
- DST (Daylight Saving time) setting available

*(All Capabilities are dependent on the model connected)

SPECIFICATIONS:

Product size (W x H x D)	In. (mm)	4 3/4 x 4 3/4 x 3/4 (120 x 120 x 19)
Net weight	Lbs. (kg)	9/16 (0.25)
Rated power supply voltage		12 VDC (supplied from indoor units)
Power consumption	W	0.3
Usage environment		Temperature: 0 ~ 40° C (32 ~ 104° F) Humidity: 30 ~ 90%RH (with no condensation)
Material	Panel	PMMA
	Main body	PC + ABS
Sound Pressure Level	dB(A)	>70 [A-weighted sound pressure level]

DIMENSIONS:

Notes:

Specifications are subject to change without notice. ©