

Job Name:	Location:		
Purchaser:	Submitted By:		
Submitted To:	Reference:	Approval:	Construction:
Engineer:	Date:	Application:	



Optional Controller

Images provided for reference purposes only

Outdoor Standard Features:	Description:
Blue Fin Coating	Prolong condenser operating life
Inverter Motor	Energy efficient operation with variable speed DC motor
Built in base pan heater	Automated control to prevent premature failure of condenser coil
Auto mode	Automatically switches between heating & cooling modes
Fast Auto restart	Automatically restarts after power failure return
Auxiliary heat lock out	Prevents premature activation of aux. heat
Automated compressor cutout	Prevents inefficient operation & protects compressor
Cold climate heat pump	

Indoor Standard Features:
Unobtrusive ceiling-concealed design for short-run ductwork
Wide ranging external static pressure (0.14-0.60 in. WG)
Built-in condensate lift mechanism (up to 27-9/16")
Auto fan speed mode
Wired or wireless controllers

Description: (Optional Accessories)	Model No.
Front windscreen	CM-S-FR-NKMU (x2 required)
Filter Box	PAC-KE94TB-E
Filter Box with MERV 13 Filter	FBM2-4-A

Note:

- Mitsubishi Electric Sales Canada Inc. (MESCA) supports the use of only MESCA supplied and approved components and accessories for proper functioning of the unit(s). Use of non - MESCA supported components and accessories will affect warranty coverage. MESCA recommends (A) consideration of all applicable design and application parameters and requirements specific to any project.
- Should any person change this document in any manner whatsoever without MESCA's written permission, the document shall be of no force and effect and any change shall be deemed to be a representation and warranty made by that person and not MESCA. That person, and not MESCA, shall assume full responsibility for the consequences of such changes. MESCA assumes no responsibility for any consequences in such cases.

Performance:

Cooling at 95°F ¹	Rated Capacity	Btu/h	33,000
	Capacity Range	Btu/h	15,600 - 33,000
	Rated Power Input	W	2,490
	Power Input Range	W	1,120 - 2,490
	Moisture Removal	pints/h	3.6
	Sensible Heat Factor		0.88
Heating at 47°F ²	Rated Capacity	Btu/h	37,000
	Capacity Range	Btu/h	17,400 - 40,000
	Rated Power Input	W	2,940
	Power Input Range	W	1,050 - 3,260
Heating at 17°F ³	Maximum Capacity	Btu/h	37,000
	Rated Capacity	Btu/h	25,400
	Capacity Range	Btu/h	NA - 37,000
	Maximum Power Input	W	4,985
	Rated Power Input	W	2,955
	Power Input Range	W	NA - 4,985
Heating at 5°F ⁴	Maximum Capacity	Btu/h	37,000
	Maximum Power Input	W	5,685
Heating at -13°F ⁵	Maximum Capacity	Btu/h	29,600
	Maximum Power Input	W	5,807

Efficiency:

SEER		15
EER ¹		12.5
HSPF (IV)		9
COP at 47°F ²	Rated Capacity	3.68
COP at 17°F ³	Maximum Capacity	2.17
COP at 5°F ⁴	Maximum Capacity	1.75

Electrical:

Power Supply		208/230V, 1Ph, 60Hz
Voltage: Indoor - Outdoor, S1-S2	V AC	AC 208/230V
Voltage: Indoor - Outdoor, S2-S3	V DC	DC 24V
Short-circuit Current Rating (SCCR)	kA	5
Recommended Fuse/Breaker Size (Outdoor)	A	35
Recommended Wire Size (Indoor - Outdoor)	AWG	14

Outdoor Operating Temperature Range:

Cooling Operation Air Temp (Maximum / Minimum)*	°F (°C)	* 0 to 115 (-18 to 46)
Cooling Operation Thermal Lock-out / Re-start Temperatures	°F (°C)	-1 / 3F (-18 / -16)
Heating Operation Air Temp (Maximum / Minimum)	°F (°C)	-13 to 75 (-25 to 24)
Heating Operation Thermal Lock-out / Re-start Temperatures	°F (°C)	-22 / -13 (-30 / -25)

AHRI Rated Conditions (Rated data is determined at a fixed compressor speed) (* Windscreens required for cooling operations below 23°F (-5°C))

¹Cooling (Indoor // Outdoor) 80°F (26.6°C) DB, 67°F (19.4°C) WB // 95°F (35°C) DB, 75°F (23.9°C) WB

²Heating at 47°F (8.3°C) (Indoor // Outdoor) 70°F (21.1°C) DB, 60°F (15.6°C) WB // 47°F (8.3°C) DB, 43°F (6.1°C) WB

³Heating at 17°F (-8.3°C) (Indoor // Outdoor) 70°F (21.1°C) DB, 60°F (15.6°C) WB // 17°F (-8.3°C) DB, 15°F (-9.4°C) WB

Rated conditions:

⁴Heating at 5°F (-15°C) (Indoor // Outdoor) 70°F (21.1°C) DB, 60°F (15.6°C) WB // 5°F (-15°C) DB, 4°F (-15.6°C) WB

⁵Heating at -13°F (-25°C) (Indoor // Outdoor) 70°F (21.1°C) DB, 60°F (15.6°C) WB // -13°F (-25°C) DB, -15°F (-26.1°C) WB

Notes:

Indoor Unit Specifications:

MCA	A	3.3
Blower Motor Full Load Amperage	A	2.64
Blower Motor Output	W	244
External Static Pressure	in WG	0.14 - 0.20 - 0.28 - 0.40 - 0.60
Airflow Rate at Cooling, Dry	CFM	847 - 1,024 - 1,201
Airflow Rate at Cooling, Wet	CFM	807 - 984 - 1,161
Airflow Rate at Heating, Dry	CFM	847 - 1,024 - 1,201
Sound Pressure Level (Cooling)	dB(A)	33 - 38 - 42
Sound Pressure Level (Heating)	dB(A)	33 - 38 - 42
Drain Pipe Size	In. (mm)	1-1/4 (32)
External Finish Color		Galvanized
Unit Dimensions	W: In. (mm)	55-1/8 (1,400)
	D: In. (mm)	28-7/8 (732)
	H: In. (mm)	9-7/8 (250)
Unit Weight	Lbs. (kg)	86 (39)

Outdoor Unit Specifications:

MCA	A	26
MOCP	A	42
Fan Motor Output	W	74 + 74
Airflow Rate (Cooling/Heating)	CFM	3,880/ 3,880
Sound Pressure Level, Cooling1	dB(A)	52
Sound Pressure Level, Heating2	dB(A)	53
Refrigerant Control		LEV
Compressor Oil Type / Charge	oz.	FV50S / 47 oz
External Finish Color		Ivory Munsell No.3Y 7.8/1.1
Unit Weight	Lbs. (kg)	261 (118)
Unit Dimensions	W: In. (mm)	41-11/32 (1,050)
	D: In. (mm)	12-63/64 + 63/64 (330 + 25)
	H: In. (mm)	52-43/64 (1,338)
Gas Pipe Size O.D. (Flared)	In. (mm)	5/8 (15.88)
Liquid Pipe Size O.D. (Flared)	In. (mm)	3/8 (9.52)
Maximum Piping Length	Ft. (m)	100 (30)
Maximum Height Difference	Ft. (m)	100 (30)

Description: (Optional Controls)

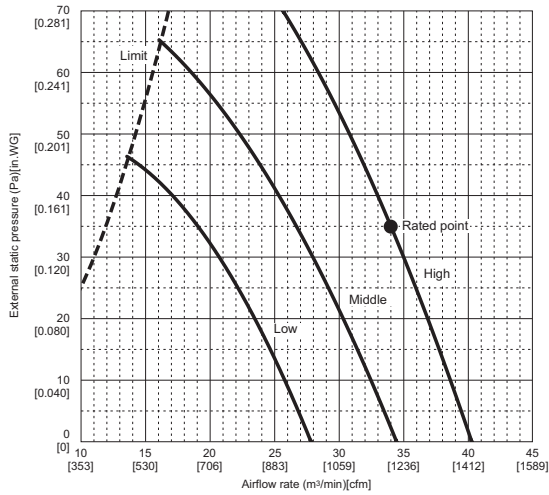
Model No.

Building automated system DDC Interface	MELCO-RETAIL-MINI
Building automated system BacNet Interface	MELCO-BEMS-MINI
System Control Interface	MAC-334IF-E
Simple thermostat Interface	PAC-US444CN-1
Operation/error display adapter	PAC-SA88HA-EP
Remote ON/OFF control	PAC-SE55RA-E
Remote compressor ON/OFF control	PAC-SC36NA-E
Wireless Signal Receiver	PAR-SA9CA-E
Wireless remote receiver	PAR-FA32MA-E
Wireless MA Remote Controller	PAR-FL32MA-E
Wired wall mounted remote control	PAR-40MAAU
Wireless wall mounted remote control	MHK2
Touch screen wired wall mounted control	PAR-CT01MAU-SB
Basic wired wall mounted control	PAC-YT53CRAU-J
External heat control adapter	PAC-YU25HT-G
Heater control relay	PAM-4
Deluxe thermostat interface	RMF-CA100-V1

Fan Performance and Corrected Airflow:

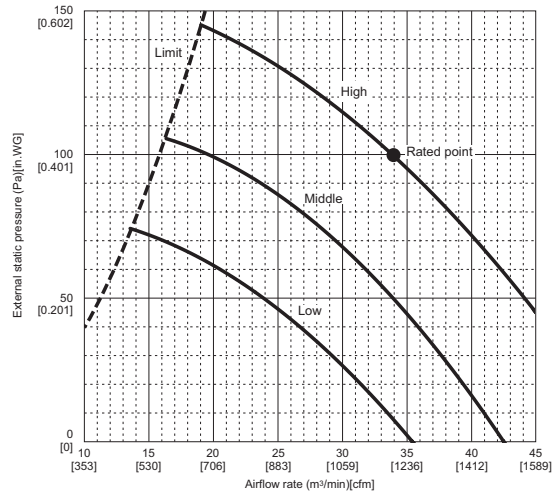
PEAD-A36AA7

(External static pressure 35Pa) 208-230V 60Hz



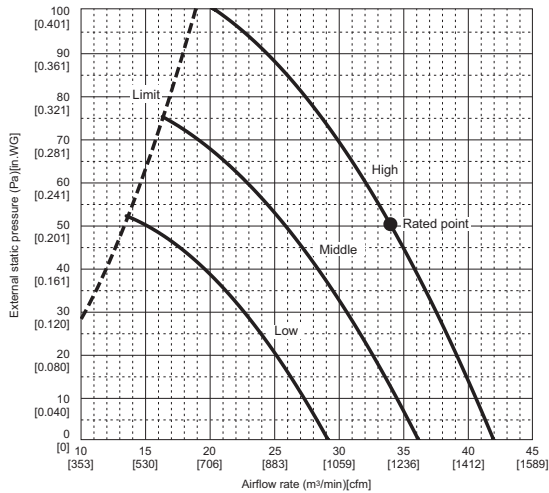
PEAD-A36AA7

(External static pressure 100Pa) 208-230V 60Hz



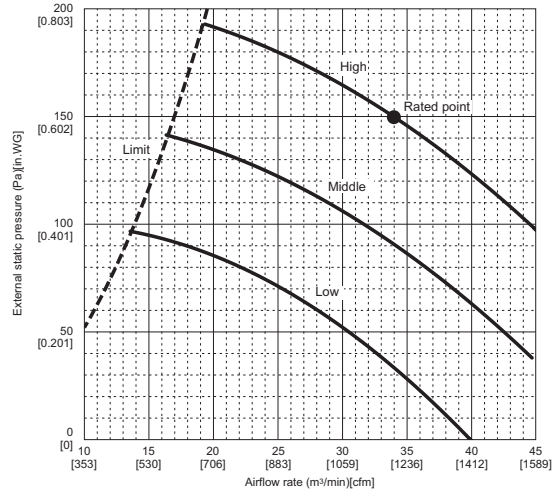
PEAD-A36AA7

(External static pressure 50Pa) 208-230V 60Hz



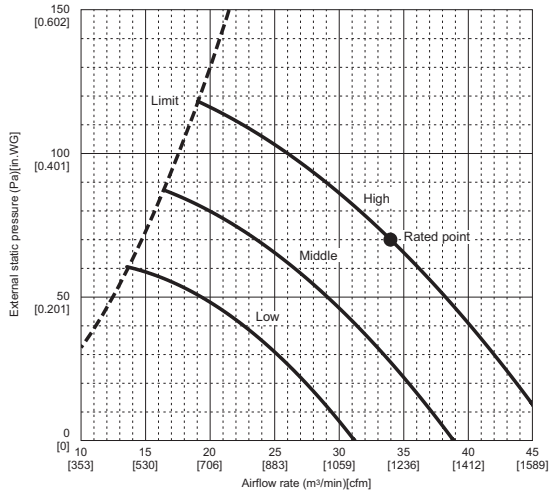
PEAD-A36AA7

(External static pressure 150Pa) 208-230V 60Hz



PEAD-A36AA7

(External static pressure 70Pa) 208-230V 60Hz



PEAD-A09,12,15,18,24,30,36,42AA7

Air filter 208-230V 60Hz

