

SUBMITTAL DATA: PLA-A42EA8 & PUZ-A42NKA7
42,000 BTU/H CEILING CASSETTE HEAT PUMP SYSTEM

Job Name:	Engineer:
Purchaser:	Application:
Submitted To:	For: <input type="checkbox"/> Reference <input type="checkbox"/> Approval <input type="checkbox"/> Construction
Submitted By:	Location:
System Designation:	Schedule No.:



ACCESSORIES:

Indoor Unit

- Multifunction Casement / High Efficiency Filter (PAC-SJ41TM-E / PAC-SH59KF-E)
- Grille with 3D i-see Sensor™ (PLP-41EAEU) - (Required ordered separately)
- External Heater Adaptor (PAC-SE56RA-E)

Optional Controls

- Wireless Controller (MHK2)
- Advanced Wired Controller (PAR-41MAA)
- Simple Wired Controller (PAC-YT53CRA)
- Interface Module (RMF-CA200)
- Wireless Remote Controller (PAR-FL32MA)(Requires Signal Receiver (PAR-SR4LU-E))
- M-NET Adapter (PAC-SJ95MA-E)

Outdoor Unit

- Front Wind Deflector (x2 required) (CM-S-FR-NKMU) Rear Snow Guard (SG-1-RE)
- Front Wind Blocker (x2 per box) (CM-S-BLK-NKMU) Side Snow Guard (SG-1-SD)

Note: Mitsubishi Electric (MESCA) supports the use of only MESCA supplied and approved Snow Guard / Wind Deflectors / Windscreens and accessories for proper functioning of the unit(s). Use of non-MESCA supported Snow Guard / Wind Deflectors / Windscreens and accessories will affect warranty coverage.

SPECIFICATIONS:

Rated Conditions (Capacity / Input)*		
Cooling	Btu/h / W	42,000 / 3,590
Heating at 47°F	Btu/h / W	45,000 / 3,290
Heating at 17°F	Btu/h / W	28,000 / 3,070

* Rating Conditions per AHRI Standard:
Cooling | Indoor: 80°F (27°C) DB / 67°F (19°C) WB; Outdoor: 95°F (35°C) DB / 75°F (24°C) WB
Heating at 47°F | Indoor: 70°F (21°C) DB / 60°F (16°C) WB; Outdoor: 47°F (8°C) DB / 43°F (6°C) WB
Heating at 17°F | Indoor: 70°F (21°C) DB / 60°F (16°C) WB; Outdoor: 17°F (-8°C) DB / 15°F (-9°C) WB

Capacity Range		
Cooling	Btu/h	16,000 - 42,000
Heating at 47°F	Btu/h	18,000 - 48,000

Operating Range	
Cooling	0°F** (-18°C) to 115°F (46°C) DB
Heating	-4°F (-20°C) to 70°F (21°C) DB

** Windscreens required for cooling operation below 23°F (-5°C)

AHRI Efficiency Ratings	
EER2	11.6
SEER2	21.5
HSPF2 IV / V	9.4 / 7.6
COP at 47° F	4.0
COP at 17° F	2.67

Specifications are subject to change without notice.

Electrical Power Requirements	208 / 230V, 1-Phase, 60 Hz
-------------------------------	----------------------------

Minimum Circuit Ampacity (MCA) *	Breaker Size	MOCP (Outdoor)
Indoor 2 AMP	Outdoor 25 AMP	30 AMP
		31 AMP

*** All electrical work shall comply with National (CEC) and local codes and regulations.**

Indoor Unit		
Fan Motor (ECM)	F.L.A.	1.05
Fan Motor Output	W	120
SHF / Moisture Removal		0.79 / 7.9 pt./h
Drain Lift Mechanism (Included)	H: In.	33-7/16
Field Drainpipe Size O.D	in. (mm)	1-1/4 (32)

Outdoor Unit		
Compressor		DC INVERTER-driven Twin Rotary
Fan Motor (ECM)	F.L.A.	0.5+0.5
Fan Motor Power	W	74

Airflow Rate (Low-M1-M2-Hi)			
Indoor (Cooling)	DRY	CFM	740-920-1060-1200
	WET		700-880-1020-1160
Outdoor	DRY		3,880

Sound Pressure Level			
Indoor (Low-M1-M2-Hi)		dB(A)	34-38-42-45
	Cooling		52
Outdoor	Heating		53

External Dimensions		
Indoor (H x W x D)	In.(mm)	11-3/4 [1-9/16] x 33-1/16 [37-13/32] x 33-1/16 [37-13/32]
Grille ([H x W x D])		(298 [40] x 840 [950] x 840 [950])
Outdoor (H x W x D)		52-11/16 x 41-5/16 x 13 + 1-3/16 (1,338 x 1050 x 330 + 30)

Net Weight		
Indoor (Unit / Grille)	Lbs.(kg)	56 / 11 (25 / 5)
Outdoor		214 (97)

External Finish	
Indoor	Munsell 1.0Y 9.2/0.2
Outdoor	Ivory Munsell No. 3Y 7.8 / 1.1

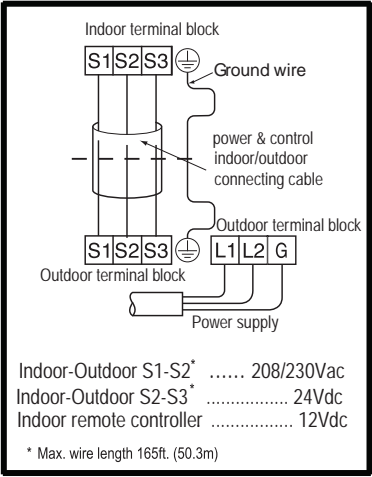
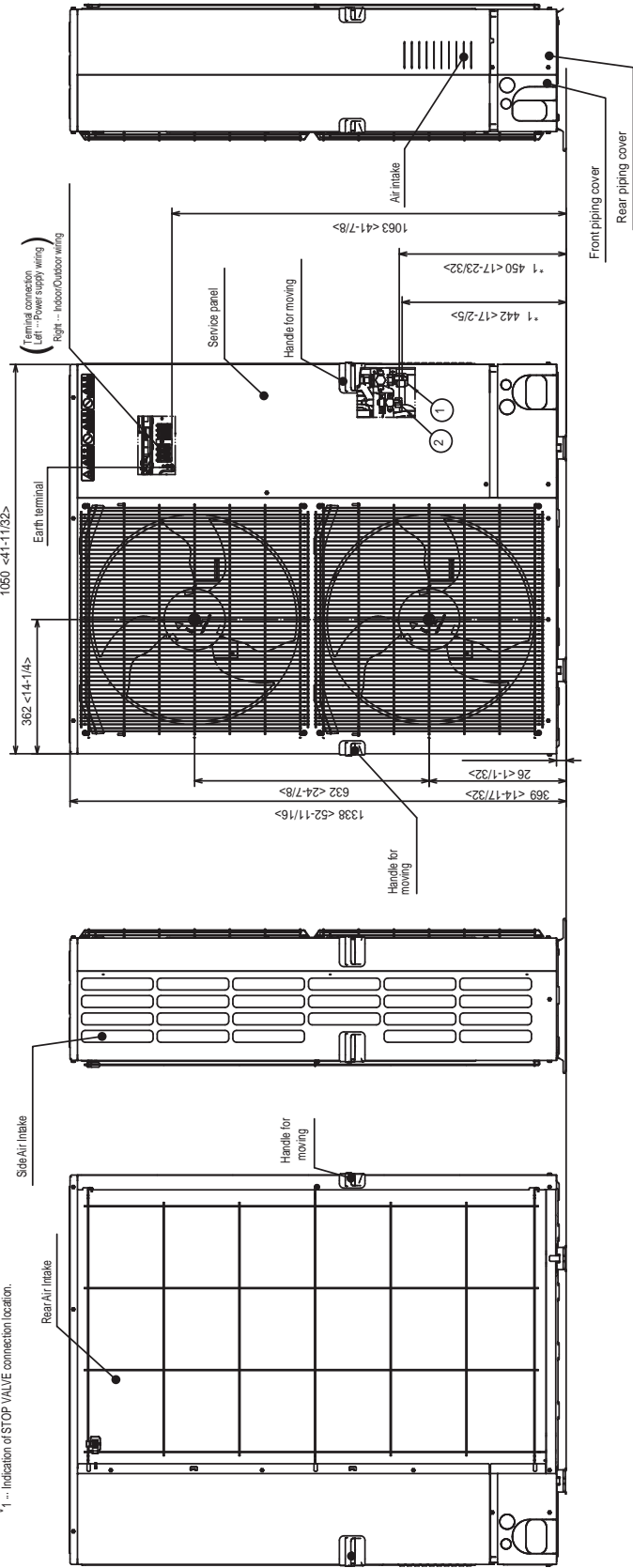
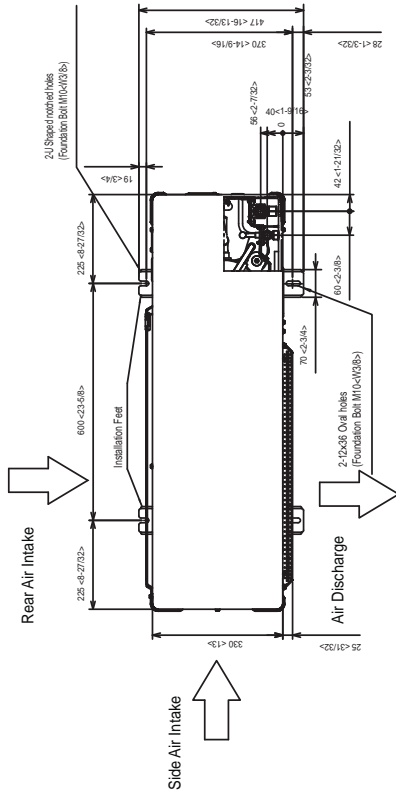
Refrigerant	R410A ; 10lbs., 6oz. (4.7kg)
-------------	------------------------------

Refrigerant Piping (Flared)		
Liquid (High Pressure)	In.(mm)	3/8 (9.52)
Gas (Low Pressure)		5/8 (15.88)
Maximum Total Refrigerant Pipe Length	Fl. (m)	165 (50)
Maximum Vertical Separation	Fl. (m)	100 (30)

Should this document be altered or changed without MESCA's permission, it becomes null and void. MESCA assumes no responsibility for any consequences in such cases.

DIMENSIONS: PUZ-A42NKA7

Unit: mm (in.)



- ① - Refrigerant GAS pipe connection (FLARE) $\phi 15.88(5/8F)$
- ② - Refrigerant LIQUID pipe connection (FLARE) $\phi 9.52(3/8F)$
- * - Indication of STOP VALVE connection location.

Should this document be altered or changed without MESCA's permission, it becomes null and void. MESCA assumes no responsibility for any consequences in such cases.

