

SUBMITTAL DATA: PVA-A42AA4 & PUZ-HA42NKA4
42,000 BTU/H MULTI-POSITION HYPER HEAT - PUMP SYSTEM

Job Name: _____ **Engineer:** _____
Purchaser: _____
Location: _____
Submitted To: _____ **For:** Reference Approval Construction
Submitted By: _____
Unit Designation: _____ **Schedule No.:** _____

Capacity *1

Heating Max. @ 47°F	54,000Btu/h (15.8kWh)
Heating Max. @ 17°F	48,000Btu/h (14.1kWh)
Heating Max. @ 5°F	48,000Btu/h (14.1kWh)
Heating Min.	18,000Btu/h (5.3kWh)
Cooling Max. @ 5°F	42,000Btu/h (12.3kWh)
Cooling Min.	18,000Btu (5.3kWh)

Efficiency Ratings:

SEER	15.3
HSPF (IVV)	11.0/9.0
COP @ 47°F.....	3.50
COP @ 17°F	2.09
COP @ 5°F	1.91
Heating Input @ 47°F.....	4,010w
Heating Input @ 17°F	6,700w
Heating Input @ 5°F	7,360w
Cooling Input @ 95°F	4,270w

Indoor Unit Specification:

MCA	5.63A
Weight	172lbs (78Kg)
Condensate drain O.D inch (mm).....	3/4 (19)
Fan F.L.A	4.5A
Fan motor power	430W
Moisture removal	9.0 pt/h
ESP in.WG[Pa].....	0.30-0.50-0.80 (75-125-200)
Sound (Lo-M-Hi)	34-38-42 dB(A)
Airflow (Lo-M-Hi) Dry CFM(cmm).....	1040-1262-1485 (29.4-35.7-42.0)

Outdoor Unit Specification:

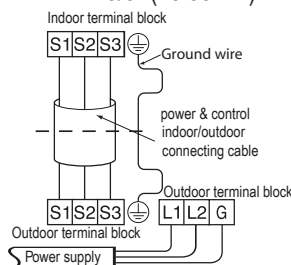
Weight	287lbs (130Kg)
Sound (cooling/heating).....	49/51 dB(A)
Fan motor F.L.A.....	0.4 + 0.4A
Fan motor power	86 + 86W
Airflow	3,320 CFM (94 CMM)

Refrigerant Piping:

Max. height difference	100ft. (30.5m)
Max. length	245ft. (75.0m)
Liquid O.D.....	3/8" (9.52mm)
Gas O.D.....	5/8" (15.88mm)

Power Specifications:

Power supply	208/230Vac 1Φ 60Hz
Breaker size	40A
MCA *	37A
Indoor-Outdoor S1-S2*2	208/230Vac
Indoor-Outdoor S2-S3*3	24Vdc
Indoor remote controller	12Vdc



Operating Range:

		Indoor Intake Air Temp.		Outdoor Intake Air Temp.	
Cooling	Max.	90°F/32°C D.B.	73°F/23°C W.B.	115°F/46°C D.B.	
	Min.	66°F/19°C D.B.	59°F/15°C W.B.	0°F/-18°C D.B.	
Heating	Min.	63°F/17°C D.B.		-13°F/-25°C D.B. -13°F/-25°C W.B.	
	Max.	83°F/28°C D.B.		70°F/21°C D.B. 59°F/15°C W.B.	

Windscreens required for cooling operation below 23°F (-5 C)

Standard Features:

- Variable capacity output, Inverter Technology
- Ozone friendly R-410A refrigerant
- Auto change over heating/cooling operation
- Easy maintenance with self-diagnostic feature
- Auto Restart after power failure
- Pre-charged refrigerant (up to 100ft. (30m) one way)
- Standard warranty, two years parts seven years compressor
- Standard low ambient cooling 0°F (-18°C)
- Variable speed motor

Optional Features:

DDC control adapters:

- Operation/error display adapter PAC-SA88HA-EP
- Remote ON/OFF control PAC-SE55RA-E
- Remote compress ON/OFF control PAC-SC36NA-E
- Input/output Interface..... IO-INTERFACE

Controls:

- Mnet adapter (BacNet/LonWorks sub interface) PAC-SF83MA-E
- Wired remote control PAR-31MAA
Wireless wall mounted MHK1 Kit
- External heat control.. PAC-YU25HT-G
- Electric Heat Kit for details see SB_EH-MPA(S)-(S)(M)(L)

Note: Mitsubishi Electric (MESCA) supports the use of only MESCA supplied and approved Snow Guard / Wind Deflectors / Windscreens and accessories for proper functioning of the unit(s). Use of non-MESCA supported Snow Guard / Wind Deflectors / Windscreens and accessories will affect warranty coverage.

Front windscreen (x2)	CM-S-FR-NKMU
Rear windscreen	SG-1-RE
Side windscreen	SG-1-SD
Separate Power Terminal Block Kit.....	SPTB1

*1 Rating conditions: Indoor: Cooling: D.B. 80°F(27°C), W.B. 67°F (19°C) Outdoor: D.B. 95°F (35°C), W.B 75°F (24°C)
 Heating: D.B. 70°F(21°C), W.B. 60°F (15.6°C) Outdoor: D.B. 47°F (8°C), W.B 43°F (6°C)
 Heating: D.B. 70°F(21°C), W.B. 60°F (15.6°C) Outdoor: D.B. 17°F (-8.3°C), W.B 15°F (-9.4°C)
 Heating: D.B. 70°F(21°C), W.B. 60°F (15.6°C) Outdoor: D.B. 5°F (-15°C), W.B 5°F (-15°C)

*2 Electrical Wiring: Line voltage present between S3 terminal and Gnd.

*3 Max. wire length 165ft. (50.3m)

*4 Requires wireless signal receiver PAR-SA9CA-E



*All electrical work shall comply with National (NEC) and local codes and regulations.

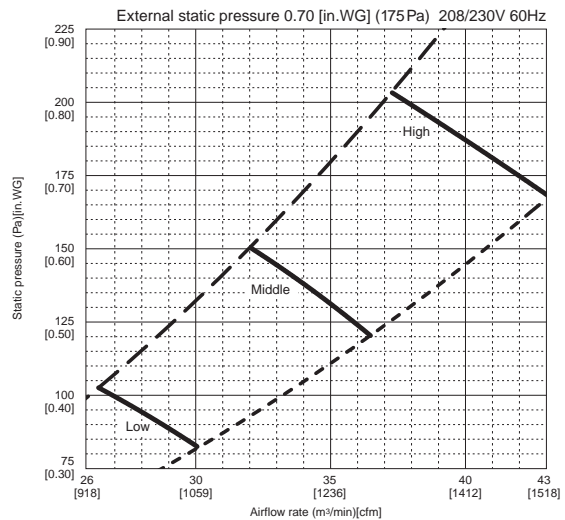
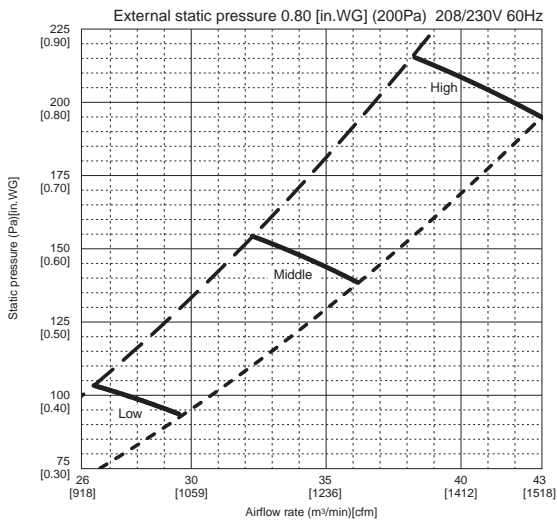
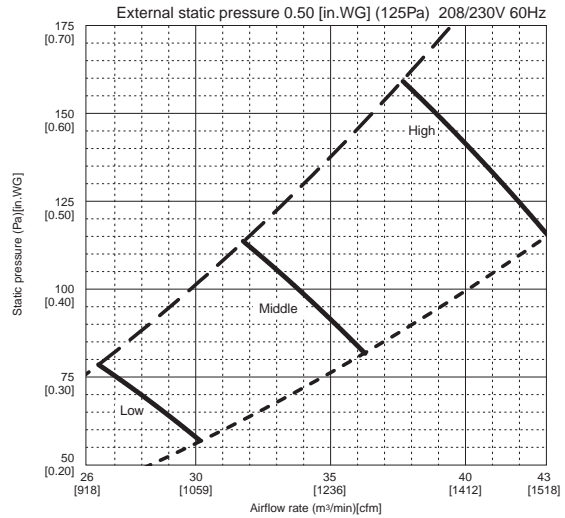
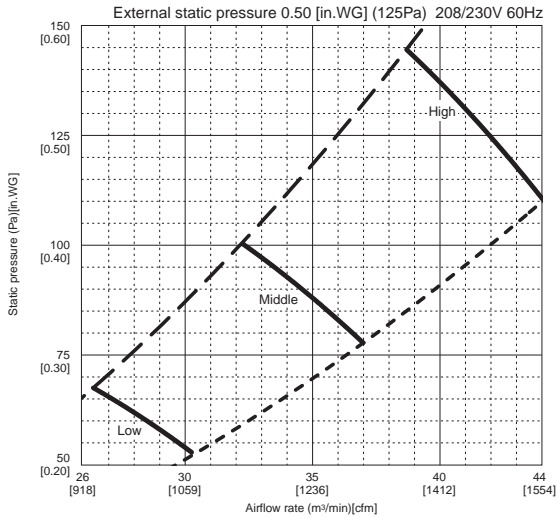
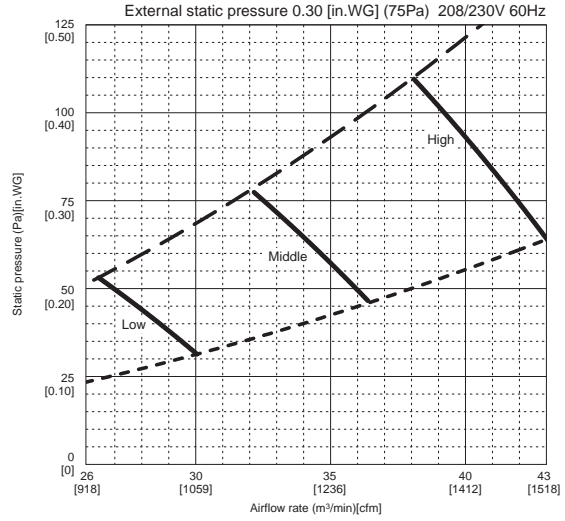
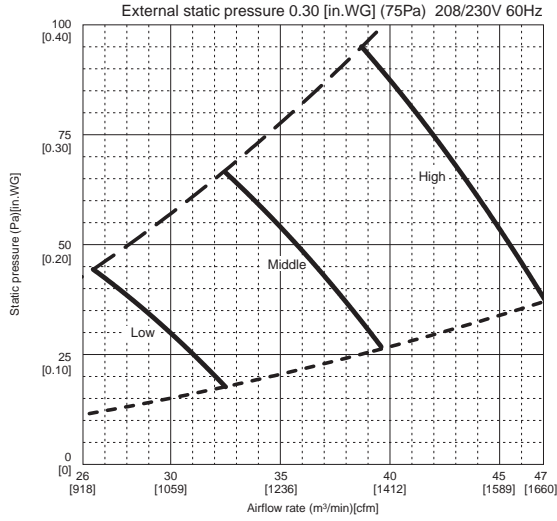
Should this document be altered or changed without MESCA's permission, it becomes null and void. MESCA assumes no responsibility for any consequences in such cases.

INDOOR FAN PERFORMANCE AND CORRECTED AIR FLOW

PVA-A42AA4

• Vertical, Horizontal Right, Horizontal Left

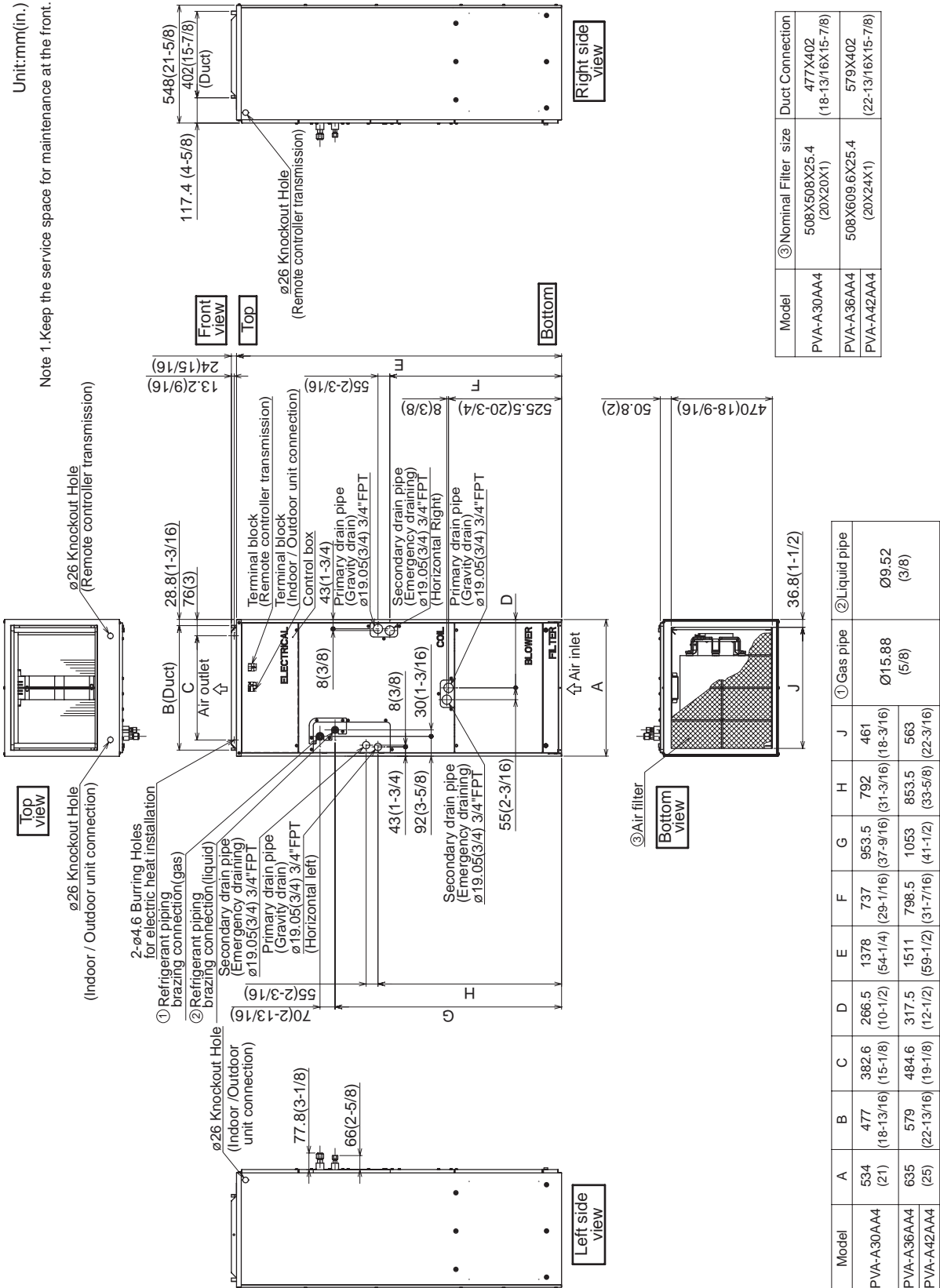
• Downflow



DIMENSION: PVA-A42AA4

Unit: mm (inch)

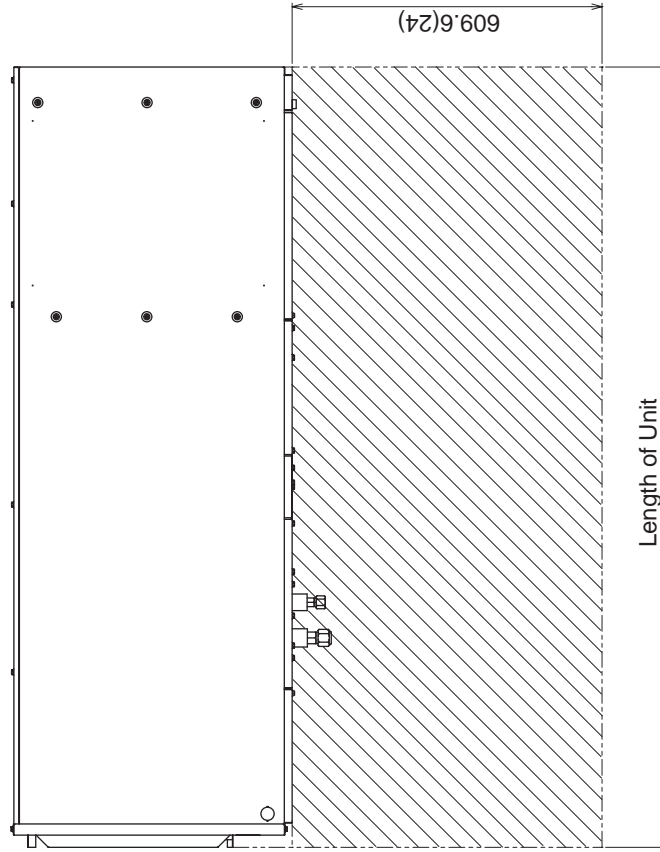
Unit:mm(in.)
Note 1.Keep the service space for maintenance at the front.



Model	③ Nominal Filter size	Duct Connection
PVA-A30AA4	508X508X25.4 (20X20X1)	477X402 (18-13/16X15-7/8)
PVA-A36AA4	508X609.6X25.4 (20X24X1)	579X402 (22-13/16X15-7/8)
PVA-A42AA4		

Model	A	B	C	D	E	F	G	H	J	① Gas pipe		② Liquid pipe		
										J	K	L	M	
PVA-A30AA4	534 (21)	477 (18-13/16)	382.6 (15-1/8)	266.5 (10-1/2)	1378 (54-1/4)	737 (29-1/16)	953.5 (37-9/16)	792 (31-3/16)	461 (18-3/16)	461 (18-3/16)	$\phi 15.88$ (5/8)	$\phi 9.52$ (3/8)		
PVA-A36AA4	635 (25)	579 (22-13/16)	484.6 (19-1/8)	317.5 (12-1/2)	1511 (59-1/2)	798.5 (31-7/16)	1053 (41-1/2)	853.5 (33-5/8)	563 (22-3/16)	563 (22-3/16)	$\phi 15.88$ (5/8)	$\phi 9.52$ (3/8)		

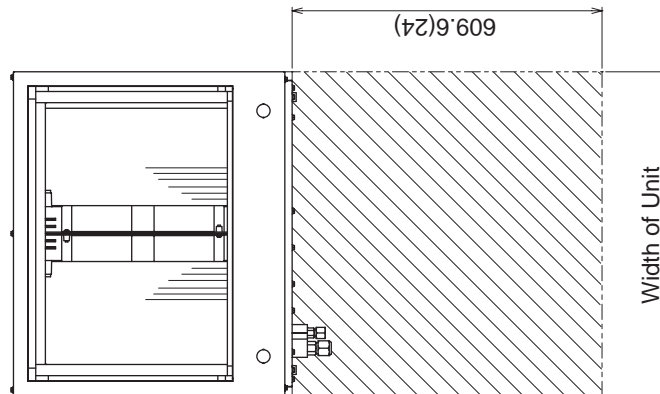
Unit:mm(in.)



Length of Unit

Horizontal Installation

Clearance Area

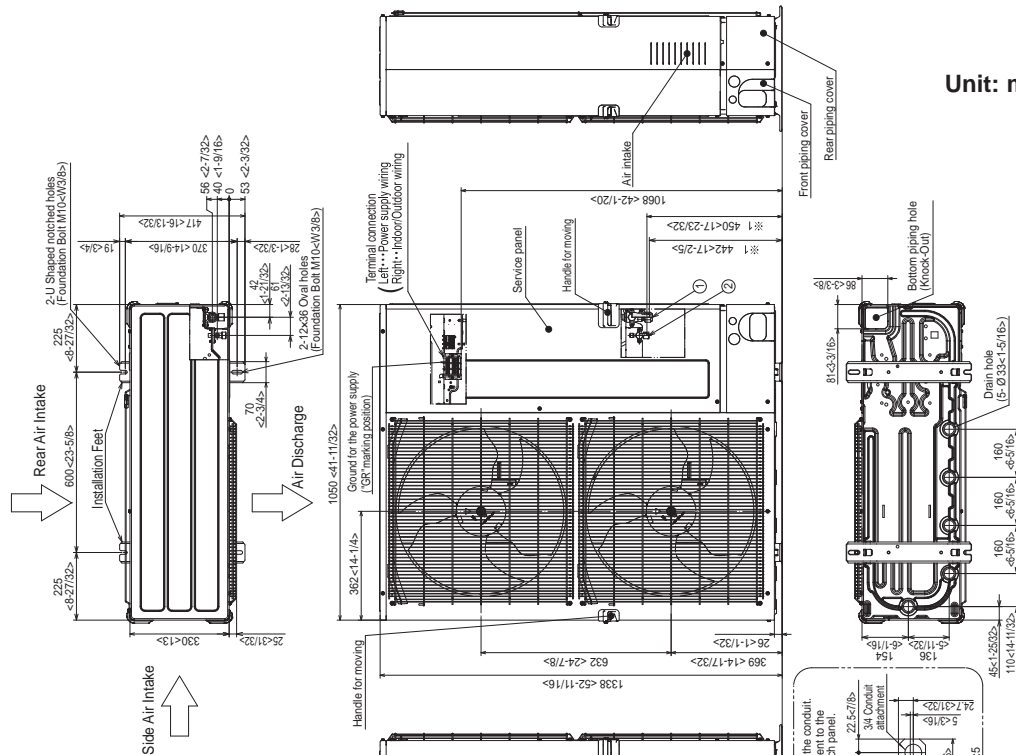


Width of Unit

Vertical Installation

DIMENSION: PUZ-HA42NKA

Unit: mm (inch)



4 PIPING-WIRING DIRECTIONS

Piping and wiring connections can be made from 4 directions: FRONT, Right, Rear and Below.

3 FOUNDATION BOLTS

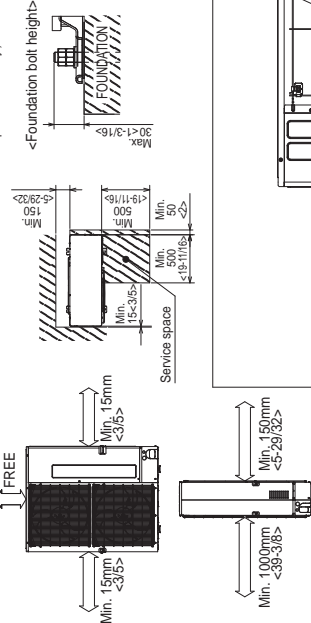
Please secure the unit firmly with 4 foundation bolts (M10x3/8). Bolts and washers must be purchased locally.

2 SERVICE SPACE

Dimensions of space needed for service access are shown in the below diagram.

1 FREE SPACE (Around the unit)

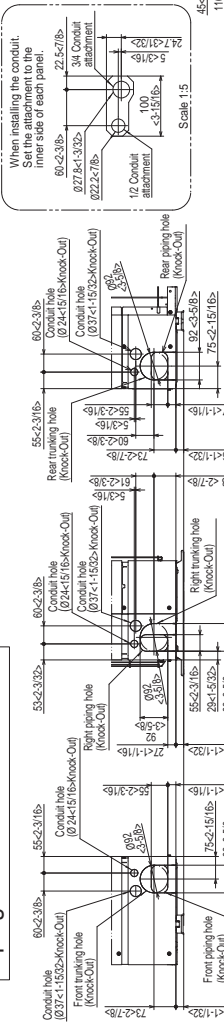
The diagram below shows a basic example. Explanation of particular details are given in the installation manuals etc.



Example of Notes

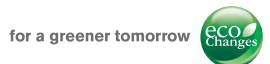
- ① --- Refrigerant GAS pipe connection (FLARE) ϕ 15.88(5/8F)
- ② --- Refrigerant LIQUID pipe connection (FLARE) ϕ 9.52(3/8F)
- ※ 1 --- Indication of STOP VALVE connection location.

Piping Knock-Out Hole Details



When installing the conduit, set the attachment to the inner side of each panel.

Scale: 1:5



Should this document be altered or changed without MESCA's permission, it becomes null and void. MESCA assumes no responsibility for any consequences in such cases.